



**REPUBLIC OF KENYA**  
**COUNTY GOVERNMENT OF WEST POKOT**

P.O BOX 222-30600  
KAPENGURIA

Email: [info@westpokot.go.ke](mailto:info@westpokot.go.ke)  
Website: [www.westpokot.go.ke](http://www.westpokot.go.ke)

**THE COUNTY TREASURY**

---

**BUDGET IMPLEMENTATION REPORT**

**FIRST QUARTER ENDED 30<sup>TH</sup> SEPTEMBER 2018 (FY 2018-2019)**

## Table of content

Table of content .....	ii
Tables .....	iii
ACRONYMS .....	iv
<b>FOREWORD</b> .....	v
1.0 INTRODUCTION .....	1
1.1. Vision and Mission.....	1
1.2. Position and Size .....	1
1.3. Administrative and Political Units .....	1
1.4 Population Size and Composition .....	2
1.5 Overview of County Budget .....	3
2.0 BUDGET IMPLEMENTATION BY DEPARTMENTS .....	6
2.1. FINANCE AND ECONOMIC PLANNING .....	6
2.2. EDUCATION AND TECHNICAL TRAINING .....	10
2.3. LANDS, PHYSICAL PLANNING, HOUSING AND URBAN DEVELOPMENT .....	11
2.4. PASTORAL ECONOMY, AGRICULTURE AND IRRIGATION .....	12
2.5. PUBLIC SERVICE MANAGEMENT .....	13
2.6. PUBLIC WORKS, TRANSPORT AND INFRASTRUCTURE.....	13
2.7. TRADE, INDUSTRIALIZATION, INVESTMENT AND COOPERATIVE DEVELOPMENT .....	15
2.8. WATER, ENVIRONMENT AND NATURAL RESOURCES .....	15
2.9. YOUTH, SPORTS, TOURISM, GENDER AND SOCIAL SERVICES .....	16
2.10. HEALTH, SANITATION AND EMERGENCY SERVICES .....	17
2.11. OFFICE OF THE GOVERNOR .....	18
2.12. SPECIAL PROGRAMMES AND DIRECTORATES .....	19
2.13 COUNTY PUBLIC SERVICE BOARD .....	20
2.14. COUNTY ASSEMBLY .....	21
3.0 CHALLENGES AND RECOMMENDATIONS .....	25
ANNEXES .....	26
i. BUDGET ABSORPTION .....	26
ii. PROJECT STATUS PER DEPARTMENT .....	28

## Tables

Table 1: Area, and Administrative Units by Sub-Counties .....	2
Table 2: Constituency and County Wards .....	2
Table 3: Projected Resource Envelope For FY 2018/19-2020/21 MTEF Period.....	3
Table 4: Requisitions .....	6
Table 5: Exchequer Issues .....	6
Table 6: Monthly Own Source Revenue for the Period July 2018 to September 2018.....	7
Table 7: Recurrent expenditure for Finance and Economic Planning for July –September 2018..	8
Table 8: Recurrent Expenditure for Education and Technical Training for July-September 2018 .....	10
Table 9: Recurrent expenditure for the period of July –September 2018.....	11
Table 10: Recurrent Expenditure for Agriculture and Irrigation for July- September 2018 .....	12
Table 11: Recurrent Expenditure for Pastoral Economy for July-September 2018 .....	12
Table 12: Recurrent Expenditure for Public Service Management for July –September 2018....	13
Table 13: Recurrent Expenditure for Public Works and Infrastructure for July –September 2018 .....	14
Table 14: Recurrent Expenditure for Trade, Investment and Cooperative Development for July- September 2018 .....	15
Table 15: Recurrent Expenditure for Water, Environment and Natural Resources. ....	16
Table 16: Recurrent expenditure for Youth, Sports, Tourism, Gender and Social Services for July – September 2018 .....	17
Table 17: Recurrent Expenditure for Health, Sanitation and Emergency Services for July- September 2018 .....	17
Table 18: Recurrent Expenditure for Office of the Governor for July – September 2018 .....	18
Table 19: Recurrent Expenditure for Special Programmes and Directorates for July- September 2018.....	19
Table 20: Recurrent Expenditure for County Assembly for July- September 2018.....	22

## **ACRONYMS**

APR	Annual Progress Report
DANIDA	Danish International Development Agency
ECDE	Early Childhood Development and Education
FCDC	Frontier Counties Development Council
FY	Financial year
IFMIS	Integrated Financial Management Information System
KDSP	Kenya Devolution Support Project
MTEF	Medium Term Expenditure Framework
PFM	Public Finance Management Act
PFM	Public Finance Management Act
Q1	Quarter One of Financial Year
VTCs	Vocational Training Centers

## **FOREWORD**

The First Quarter report for 2018/19 Financial Year has been prepared and submitted in compliance with Section 166 of the Public Finance Management Act, 2012. The PFM Act requires this report prepared by the accounting officers and consolidated by the County Treasury to include both financial and non-financial information for all county Departments and entities.

The report herein covers the period from 1<sup>st</sup> July to 30<sup>th</sup> September 2018 and contains a summary of the approved budget for each county Department and Ministry together with summary budget performance for this reporting period.

It will be noted from the report that the county government was largely involved in preparations for implementations of the programmes and projects planned for the financial year. This preparation includes formulation and approval of procurement plans, revision of budget, analysis and verification of pending bills, recruitment of staff among other prerequisite activities.

However, it should also be observed from the report that most Departments and entities have made significant progress in implementation of on-going projects. Some notable achievements in projects are recorded in the Department of Water, Education and the special Directorates. The county also hosted a very successful conference for 11 counties under the Frontier Counties Development Council in September.

Although, the county government did not record any expenditure on development budget, many payments have been prepared for on-going projects which shall be paid when the auto-creation module in IFMIS is activated after approval of the first Supplementary Budget which includes these projects.

While I commend departments for the implementation of on-going projects, I hasten to request them to initiate the implementation of the projects and programmes for the current financial year so as to start absorption of development funds. We envisage a high absorption this financial year due the fact that the government has already established the requisite institutional framework.

Hon. Luka Chepelion  
County Executive Committee Member  
**Finance and Economic Planning**

## **1.0 INTRODUCTION**

Section 166 of the Public Finance Management Act, 2012 requires that an accounting officer for a county government entity shall prepare a report for each quarter of the financial year in respect of the entity. Sub-section 4 provides that County Treasury shall consolidate the quarterly reports and submit them to the county assembly. This report is prepared in compliance with the PFM Act and as a means of in-year reporting of the county government's budget performance.

This chapter gives background information about the county in terms of its location, area, administrative and political units and also outlines County Mission and Vision.

### **1.1. Vision and Mission**

#### **Vision**

A model County in Service Delivery

#### **Mission**

To Transform Livelihood through Equitable and Sustainable Utilization of Resources

### **1.2. Position and Size**

West Pokot County is one of the 14 Counties in the Rift Valley region. It is situated in the north rift along Kenya's Western boundary with Uganda border. It borders Turkana County to the North and North East, Trans Nzoia County to the South, Elgeyo Marakwet County and Baringo County to the South East and east respectively. The County lies within Longitudes  $34^{\circ} 47'$  and  $35^{\circ} 49'$  East and Latitude  $1^{\circ}$  and  $2^{\circ}$  North. The County covers an area of approximately 9,169.4  $\text{km}^2$  stretching a distance of 132 km from North to South.

### **1.3. Administrative and Political Units**

#### **1.3.1 Administrative units**

The county has four sub-counties and 20 wards. It covers an area of 9,169.4  $\text{Km}^2$ . Table 1 presents the existing number of administrative units in terms of Sub-Counties and wards.

**Table 1: Area, and Administrative Units by Sub-Counties**

<b>Sub-County</b>	<b>Area (Km<sup>2</sup>)</b>	<b>Wards</b>
West Pokot	1,822.5	6
South Pokot	1,013.6	4
Pokot central	2,380.1	4
North Pokot	3,953.2	6
<b>TOTAL</b>	<b>9,169.40</b>	<b>20</b>

### **1.3.2 Political Units**

The county has four constituencies namely: Kapenguria, Kacheliba, Sigor and Pokot South with a total of twenty wards.

**Table 2: Constituency and County Wards**

<b>Constituency</b>	<b>Wards</b>
Kapenguria	Sook,Endugh,Kapenguria,Riwo,Mnagei,and Siyoi
Sigor	Lomut,Masol,Weiwei and Sekerr
Kacheliba	Suam, Kodich, Kapchok, Kasei, Kiwawa and Alale
Pokot South	Lelan, Tapach, Chepareria and Batei

### **1.4 Population Size and Composition**

The population of the county in 2009 census was 512,690. This population comprised of 255,136 males and 257 554 females giving a sex ratio of 100:101.The county population is estimated at 777,180 persons in 2018 and is projected to grow to 987,989 and 1,338,990 in 2022 and 2030 respectively.

## 1.5 Overview of County Budget

**Table 3: Projected Resource Envelope For FY 2018/19-2020/21 MTEF Period**

PROJECTED REVENUE	FY 2017/18	FY 2018/19	FY 2019/20	FY 2020/21
	Approved Estimates Kshs	Projected (Kshs)	Projected (Kshs)	Projected (Kshs)
<b>1. National Revenue</b>				
a) Equitable share	4,726,351,328	4,929,800,000.00	5,029,145,431.01	5,180,019,793.94
b) Equalization fund	-	-	-	-
c) Conditional allocation(National Government Revenue)	179,997,699	170,810,825.00	190,789,789.00	200,090,000.00
d) Grants/Loans	95,792,447	419,206,096	420,670,010.00	472,678,980.00
e) Balance b/d		-	-	-
<b>2. Own Revenue Sources</b>				
e) Projected Revenue From Local Sources	105,320,184.00	122,370,189.00	163,320,184.00	208,724,890.00
<b>Total</b>	<b>5,107,461,658.00</b>	<b>5,642,187,110.00</b>	<b>5,803,925,414.01</b>	<b>6,061,513,663</b>

**Source: West Pokot County Treasury, 2018**

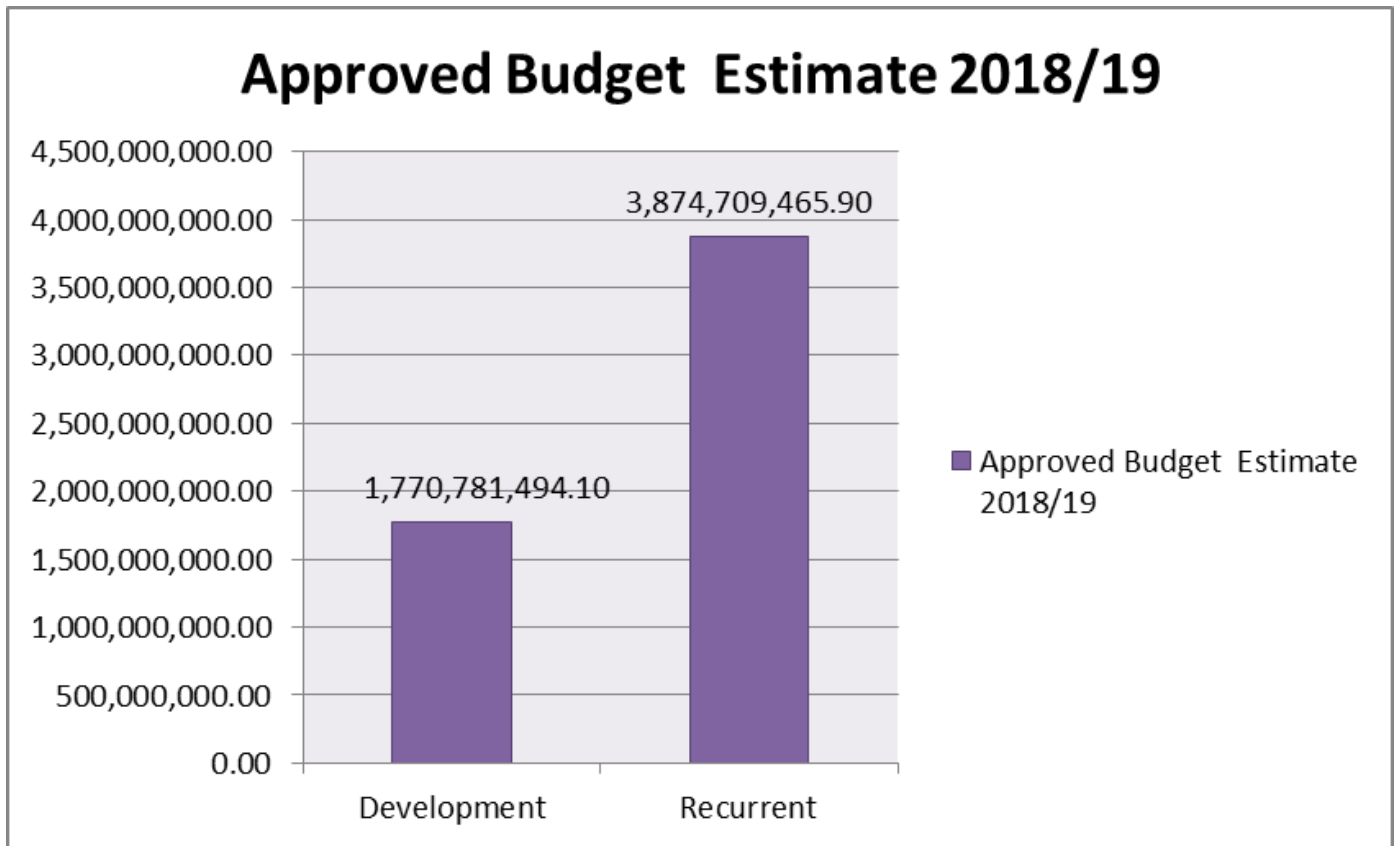
The table above provides estimates of revenue projection for the FY 2018/19 and the medium term. The overall total projected revenue is estimated at Kshs.5, 642,187,110.00. This projected revenue comprise of the equitable share of Kshs.4, 929,800,000.00 which will finance 87.4 % of the total budget. Conditional allocation from the national government revenue amounts to Kshs.170, 810,825.00 constituting 3% of the total Budget. This comprise of Kshs. 28,885,000.00 conditional allocation for rehabilitation of polytechnics. It also comprises of Kshs. 12,128,484.00 conditional allocation for compensation for user fees foregone. Further, a Kshs.129, 797,341.00 conditional allocations is provided from Roads Maintenance Fuel Levy Fund to enhance county government's capacity to repair and maintain county roads.

Other conditional allocations financed by proceeds of external loans or grants from development partners amounts to Ksh. 419, 206,096.00 representing 7.4 percent of county budget. The loans/ grants are a Ksh.100,000,000.00 loan to finance Transforming Healthcare Systems for Universal



Care Project, Ksh. 117,000,000.00 loan to finance Kenya Climate Smart Agriculture Project, Ksh.42,917,546.00 grant for Kenya Devolution Support Programme (level I), Ksh.73,392,300.00 loan for Kenya Urban Support Project, Ksh.15,896,250.00 DANIDA grant to finance Universal Healthcare in Devolved System Program and Ksh.70,000,000.00 EU grant to finance Instruments for Devolution Advice &Support (Nasukuta abattoir project).

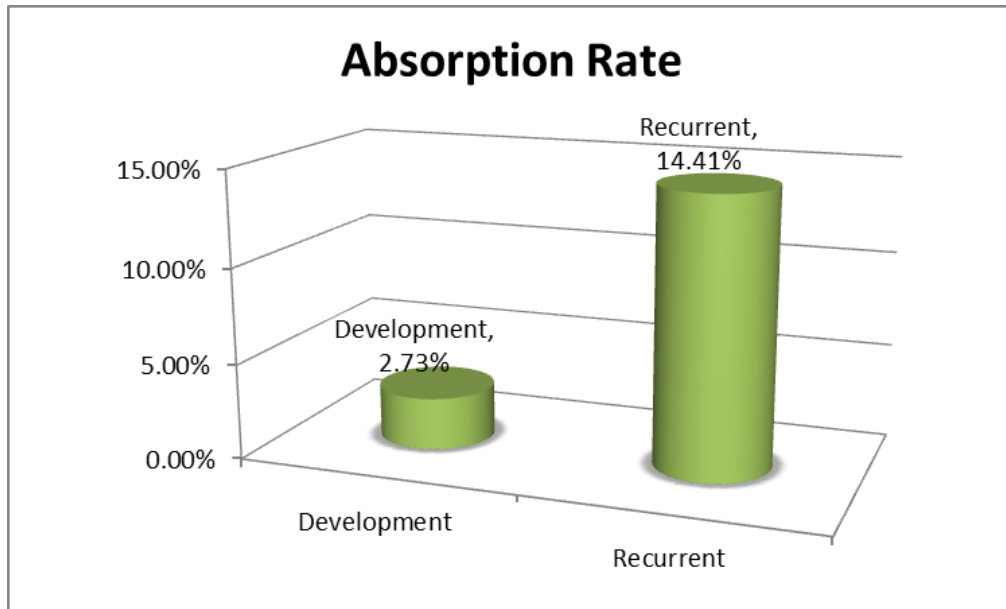
Locally mobilized revenue is projected at Ksh. 122,370,189.00 which will finance 2.2% of the total county annual budget.



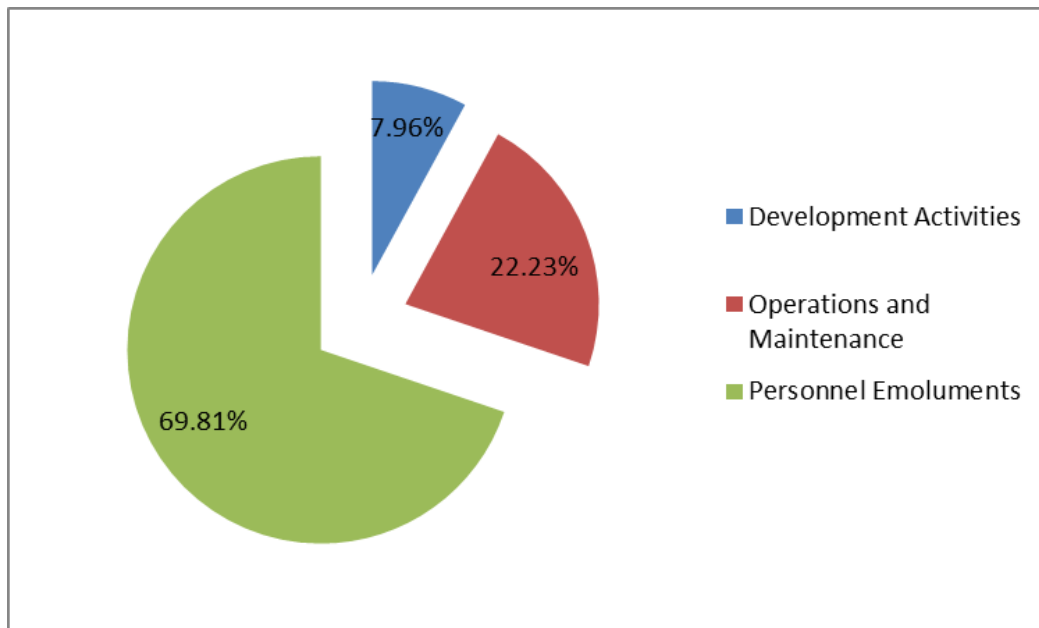
In the FY 2018/2019, the County assembly approved Ksh 5,645,490,960.00 for West Pokot County government, of which Ksh1, 770,781,494.10 (31.37%) allocated to development and Ksh 3,874,709,465.90(68.63%) for recurrent.

## 1.6 Expenditure analysis

### Absorption Rate for the First quarter 2018-2019



### Expenditure by Economic Classification for the First quarter of FY 2018/19



## 2.0 BUDGET IMPLEMENTATION BY DEPARTMENTS

This chapter outlines performance for each department during the first quarter period of FY 2018-2019.

### 2.1. FINANCE AND ECONOMIC PLANNING

The department of Finance and Economic Planning comprises of seven sections; Accounts, Supply chain management, revenue, Planning, Budget, Monitoring and Evaluation and internal Audit

#### 2.1.1 Financial Analysis

The department was allocated Ksh, 206,861,516.52 for FY 2018/2019 accounting for 3.66% of the total County Budget, during the first quarter the department recurrent expenditure was Ksh, 32,910,817.00 which represents 15.91% absorption rate of the annual recurrent estimate.

#### Exchequer Issues and Requisitions

**Table 4: Requisitions**

Class	EXECUTIVE	ASSEMBLY	Total
Recurrent	575,000,000.00	96,000,000.00	671,000,000.00
Development	0.00	0.00	0.00
<b>Total</b>	575,000,000.00	96,000,000.00	671,000,000.00

**Table 5: Exchequer Issues**

DESCRIPTION	AMOUNT KSHS
EXCHEQUER	246,490,000.00
KCB TRANSFER-NASUKUTA	77,503,804.00
EXCHEQUER	345,086,000.00
<b>TOTAL</b>	<b>669,079,804.00</b>

During the period under review a total of Ksh 671Million was requisition and a total of Ksh.669.078Million was issued from exchequer

#### 2.1.2 Own Revenue Performance and analysis

The County targets Ksh 122,370,189 from own revenue sources for FY 2018/2019, during the reporting period of three months; the County generated Ksh. 27,044,075.35 from own revenue performance which accounts for 22.1% of the County annual target.

**Table 6: Monthly Own Source Revenue for the Period July 2018 to September 2018**

<b>Revenue streams</b>	<b>July'18</b>	<b>Aug'18</b>	<b>Sept'18</b>	<b>Total</b>
Licence fee	-	-	1,000	1,000
Receipts from administrative fee and charges	11,430	-	-	11,430
Advertising fee	9,000	-	18,000	27,000
Livestock permits	27,250	27,655	27,025	81,930
Building plan approval fee	12,000	72,000	12,000	96,000
Application/ renewal fee	98,800	15,880	3,600	118,280
Public health operations	61,350	19,020	45,880	126,250
Street parking fee	40,820	8,110	98,850	147,780
Land rates/rents	85,500	92,430	19,000	196,930
Forest harvesting materials	114,000	7,700	199,930	321,630
Market kiosk rents	102,000	170,100	215,000	487,100
Market/trade centre fee	212,050	144,550	242,350	598,950
Vehicle parking fee	349,000	146,860	353,150	849,010
Business permits/current year	432,350	359,730	84,250	876,330
Other cess	235,780	322,880	377,940	936,600
Rent of government building and housing	-	1,029,307.35	-	1,029,307.35
Livestock cess	538,940	507,330	603,470	1,649,740
Sand, gravel and ballast extraction fee	1,729,200	1,554,600	2,206,340	5,490,140
Other miscellaneous receipts	3,166,747	1,371,951	1,187,960	5,726,658
Health centres services fee	3,060,350	2,669,780	2,541,880	8,272,010
<b>Total</b>	<b>10,286,567</b>	<b>8,519,883.35</b>	<b>8,237,625</b>	<b>27,044,075.35</b>

During the reporting period, more revenue were generated from sand, gravel and ballast extraction, health centres services fee and other miscellaneous receipts (*safaricom branding, promotion and advertising, Kengen plot rent*) revenue streams while licence fee stream generated the lowest revenue.

**Table 7: Recurrent expenditure for Finance and Economic Planning for July –September 2018**

<b>Administrative</b>	<b>Disbursement Q1</b>	<b>Actual expenditure Q1</b>	<b>Absorption rate %</b>
Treasury	1,595,200	369,140	23.14
County Revenue	6,985,000	2,313,440	33.12
Budget and Economic Planning	4,589,566.50	2,311,150	50.36
Internal Audit	1,768,000	348,600	19.72
Economic Planning	23,243,634	4,149,917.20	17.85
Supply chain Management	1,891,680	658,900	34.83
General Administration	61,547,678	22,377,094.50	36.36
Project Management(ward specific projects)	650,000	0.00	0.00
Monitoring and Evaluation	1,160,000	382,575.00	32.98
<b>Gross expenditure</b>	<b>103,430,758.50</b>	<b>32,910,816.70</b>	<b>31.82</b>

During the period under review, Budget and Economic Planning has the highest absorption rate while there was no expenditure on Project management (ward specific projects) of the funds disbursed.

### **2.1.3 Non-Financial Achievements for Finance and Economic Planning**

- Prepared Supplementary Budget 2018/2019.
- Prepared annual development Plan for FY2019/2020 and KDSP Annual and First Quarter report.
- Prepared County Annual Progress Report (APR) for FY 2017/2018.
- Submitted Audit Report for FY 2017/2018 to Audit Committee.
- Prepared procurement plans for FY 2018-2019 and uploaded in the IFMIS platform for implementation.
- Trained 40 staff on e-procurement module on IFMIS platform and trained two staff with KISM on Tendering Processing and Evaluation of Bids in Kisumu in September 10<sup>th</sup> -14<sup>th</sup> 2018.
- Trained 102 suppliers on e-procurement and self-registration with IFMIS in collaboration with Kenya Revenue Authority and the National Treasury.

- The revenue section has embarked on rigorous measures to enhance revenue collection which targets land rent and land rates, advertising, promotions and branding fees from corporate organizations, sand cess, parking fees and motorcycle charges.
- Contracted Digital Revenue collection system that will help to seal all leakages and maximize on Revenue collection.

### **Projects**

There are four stalled projects under the department; Public Toilet at Makutano, Administration Block, Health centre and Classroom block for Masol Integrated projects as indicated in Annex in Annex (i-B) for project status.

### **Key challenges**

- Lack of automation of internal audit function(*use of audit software not in place*)
- Lack of access rights to IFMIS by internal auditors.
- Insufficient funding to Revenue and Monitoring and Evaluation.
- Low staff morale caused by lack of staff promotions and delayed salaries for staff engaged on temporary basis under revenue department.
- Lack of clear link between Revenue staff and enforcement team in revenue collection.

### **Recommendations**

- Automation of internal audit functions.
- Internal auditors should have access rights to IFMIS.
- Promotion of staff should be effected when time is due to boost staff morale.
- The section of revenue should have enhanced funding be fully funded to run its operations successfully.
- Training of staff should be given priority to enhance staff productivity.
- Enforcers should be moved from the department of Trade to Finance and Economic Planning so that we can have one center of power and command.

## **West Pokot County Car Loan and Mortgage Members Scheme Fund**

West Pokot County Car Loan and Mortgage Members Scheme Fund was created as per the PFM Act, 2012 the fund is managed under the Department of Finance and Economic Planning which is headed by CEC Member for Finance and Economic Planning who is the chair person for the fund. The Chief Officer for finance is the Fund Administrator

During the First Quarter for the Financial Year 2018/2019 West Pokot County Car Loan and Mortgage Members Scheme Fund loan outstanding balance for members stand at Kshs 116,581,319.99 while the total recoveries (repayments) for the three months for the loans advanced to member's amount to kshs 16,278,534.80

### **2.2. EDUCATION AND TECHNICAL TRAINING**

#### **2.2.1 Financial Analysis**

The department has an approved budget of Ksh, 844, 670,687.47 for FY2018/2019 representing 14.96% of County Budget, of which Ksh. 664,736,743.47 for recurrent and Ksh. 179,933,944.00 for development. During the period under review the department recurrent expenditure was Ksh 44,423,361.55 representing 6.68% absorption rate on annual recurrent estimates .There was no expenditure for development during the period.

**Table 8: Recurrent Expenditure for Education and Technical Training for July-September 2018**

<b>Administrative</b>	<b>Disbursement Q1</b>	<b>Actual expenditure Q1</b>	<b>Absorption rate %</b>
Headquarters-administration planning and support services	108,495,011.50	43,095,457.65	39.72
Early child hood development	10,486,960.00	667,903.90	6.37
Youth vocational training	27,386,400.00	660,000.00	2.41
Bursary	186,000,000.00	-	0.00
<b>Totals</b>	<b>332,368,371.50</b>	<b>44,423,361.55</b>	<b>13.37</b>

The projects budgeted in the department for FY 2018/2019 is at tendering stage.

## 2.3. LANDS, PHYSICAL PLANNING, HOUSING AND URBAN DEVELOPMENT

### 2.3.1 Financial Analysis

The department has an approved budget of Ksh.216, 053,564.50 for Fy2018/2019 representing 3.83% of the County Budget, of which Ksh. 81,873,313.50 allocated for recurrent and Ksh 134,180,252.00 for development. During the period under review the department recurrent expenditure was Ksh 11,641,615.00 representing 14.22% absorption rate on annual recurrent estimate and there was no expenditure for development during the period.

**Table 9: Recurrent expenditure for the period of July –September 2018**

<b>Administrative</b>	<b>Disbursement Q1</b>	<b>Actual expenditure Q1</b>	<b>Absorption rate %</b>
Lands Housing, physical planning and urban development	3,176,320.50	2,251,000	70.87
General administration, planning and support services	30,369,336.50	8,986,614.75	29.59
Land policy and physical planning	6,234,000	106,400	1.71
Housing development	385,000	248,600	64.57
<b>Urban development</b>	772,000	49,000	6.35
<b>Totals</b>	<b>40,936,657.00</b>	<b>11,641,614.75</b>	<b>28.44</b>



## 2.4. PASTORAL ECONOMY, AGRICULTURE AND IRRIGATION

### 2.4.1 Agriculture and Irrigation

The department has an approved budget of Ksh.265, 562,475.33 for FY 2018/2019 representing 4.70% of county budget of which Ksh 78,134,449.00 was allocated for recurrent Ksh 187,428,026.00 for development. During the first quarter the recurrent expenditure for the department was Ksh 28,723,238.00 representing 36.76% absorption on annual recurrent estimate.

**Table 10: Recurrent Expenditure for Agriculture and Irrigation for July- September 2018**

<b>Administrative</b>	<b>Disbursement Q1</b>	<b>Actual expenditure Q1</b>	<b>Absorption rate %</b>
General Administration, Planning and Support Services	33,984,724.50	27,124,971.90	79.82
Crop Development and Management	4,925,000.00	1,598,266.00	32.45
<b>GROSS EXPENDITURE</b>	<b>39,067,224.50</b>	<b>28,723,237.90</b>	<b>73.52</b>

### 2.4.2 Pastoral Economy

The department has an approved budget of Ksh.248, 317,050.55 for FY 2018/2019 representing 4.40% of county budget of which Ksh 84,597,734.00 was allocated for recurrent Ksh 163,719,316.55 for development. During the first quarter the recurrent expenditure for the department was Ksh 19,282,196.00 representing 22.79 % absorption on annual recurrent estimate.

**Table 11: Recurrent Expenditure for Pastoral Economy for July-September 2018**

<b>Administrative</b>	<b>Disbursement Q1</b>	<b>Actual expenditure Q1</b>	<b>Absorption rate %</b>
Livestock Production	3,368,000.00	191,150.00	5.68
Fisheries	1,272,000.00	335,000.00	26.34
Veterinary Services	3,752,000.00	833,600.50	22.22
Nasukuta Livestock Improvement	2,060,000.00	127,200.00	6.17
<b>GROSS EXPENDITURE</b>	<b>42,298,867.00</b>	<b>19,522,445.55</b>	<b>46.15</b>

Most activities for first quarter are still at tendering stage.

## 2.5. PUBLIC SERVICE MANAGEMENT

The department has an approved budget of Ksh. 161,175,215.48 for FY 2018/2019 representing 2.85% of county budget of which Ksh 159,075,215.48 was allocated for recurrent Ksh 2,100,000.00 for development. During the first quarter the recurrent expenditure for the department was Ksh 33,186,832.00 representing 20.86 % absorption on annual recurrent estimate.

**Table 12: Recurrent Expenditure for Public Service Management for July –September 2018**

<b>Administrative</b>	<b>Disbursement Q1</b>	<b>Actual expenditure Q1</b>	<b>Absorption rate %</b>
Headquarters-Human Resource and Support Services	1,520,000.00	363,600.00	23.92
ICT	1,190,352.00	260,500.00	21.88
Legal Services	5,040,000.00	4,879,740.00	96.82
Records Management	424,400.00	66,800.00	15.74
Communication Services	1,580,000.00	458,900.00	29.04
<b>GROSS EXPENDITURE</b>	<b>79,537,607.50</b>	<b>33,186,832.30</b>	<b>41.72</b>

Some constructions of ward offices have stalled which include; Construction of Kodich, Lomut, Sekker and Masol Ward Office and Construction of Sub County Office at Makutano due to lack of funding.

## 2.6. PUBLIC WORKS, TRANSPORT AND INFRASTRUCTURE

### Financial analysis

The department has an approved budget of Ksh. 363,683,880.18 for FY 2018/2019 representing 6.44% of county budget of which Ksh 68,316,116.60 was allocated for recurrent Ksh 295,367,763.58 for development. During the first quarter the recurrent expenditure for the department was Ksh 10,805,716.00 representing 15.82 % absorption on recurrent while development expenditure was Ksh3,163,898.00 representing 1.07% absorption on development.

Table 13: Recurrent Expenditure for Public Works and Infrastructure for July –September 2018

<b>Administrative</b>	<b>Disbursement Q1</b>	<b>Actual expenditure Q1</b>	<b>Absorption rate %</b>
Roads	27,944,418.50	10,090,366.50	36.11
Public Works	2,041,640.00	331,680.00	16.25
Transport	3,642,000.00	383,670.00	10.53
Vehicle Maintenance	530,000.00	0	0.00
<b>Gross Expenditure</b>	<b>34,158,058.50</b>	<b>10,805,716.50</b>	<b>31.63</b>

**Non-financial achievements**

<b>Sub programm e</b>	<b>Key output</b>	<b>Key performance indicators</b>	<b>Basel ine Year</b>	<b>Basel ine Valu e</b>	<b>Annual Target</b>	<b>2018-2019</b>	
						<b>2017/ 2018</b>	<b>Target</b>
						<b>Target</b>	<b>Act ual</b>
Roads department	New roads opened up	Kilometres of new roads opened up		894 km	600 km	150 km	7 km
	Road graded/murram ed/ gravel	Kilometres of roads graded/murramed/g ravelled		421 km	390 km	90 km	79 km
	County roads maintained/gra ded/ rehabilitated	Kilometres of roads maintained/Culvert s installed/Drift/Gabi on		2391 km	1200 km	300 km/m	279 m
	County roads tarmacked	Kilometres of roads tarmacked		193 km	45 km	10 km	3 km

Public works	Footbridges constructed	Number of footbridges constructed		23 no.	4 no.	0	0
Transport	Equipment bought	Number of equipment bought		2 no.	3 no.	0	0
Administration planning and support service	Improved staff capacity	Adequate technical staff recruited		76 no.	10 no.	2 no.	0

## 2.7. TRADE, INDUSTRIALIZATION, INVESTMENT AND COOPERATIVE DEVELOPMENT

The department has an approved budget of Ksh. 109,671,929.14 for FY 2018/2019 representing 1.94% of county budget of which Ksh 35,239,160.50 was allocated for recurrent Ksh 74,432,768.64 for development. During the first quarter the recurrent expenditure for the department was Ksh 8,296,066.00 representing 23.54 % absorption on recurrent.

**Table 14: Recurrent Expenditure for Trade, Investment and Cooperative Development for July- September 2018**

<b>Administrative</b>	<b>Disbursement Q1</b>	<b>Actual expenditure Q1</b>	<b>Absorption rate %</b>
Co-operative Development	1,810,500.00	217,900.00	12.04
Energy	1,863,000.00	408,000.00	21.90
<b>GROSS EXPENDITURE</b>	<b>17,619,580.50</b>	<b>8,296,065.55</b>	<b>47.08</b>

## 2.8. WATER, ENVIRONMENT AND NATURAL RESOURCES

The department has an approved budget of Ksh.285, 412,049.20 for FY 2018/2019 representing 5.06% of county budget of which Ksh 91,462,049.20 was allocated for recurrent Ksh 193,950,000.00 for development. During the first quarter the recurrent expenditure for the department was Ksh 17,017,857.00 representing 18.61% absorption. There was no expenditure on development.

**Table 15: Recurrent Expenditure for Water, Environment and Natural Resources.**

<b>Administrative</b>	<b>Disbursement Q1</b>	<b>Actual expenditure Q1</b>	<b>Absorption rate %</b>
Water Supply Services	10,528,000.00	5,605,982.10	53.25
Environment and Natural Resource Development	2,644,000.00	312,940.00	11.84
<b>GROSS EXPENDITURE</b>	<b>45,731,024.50</b>	<b>17,017,856.85</b>	<b>37.21</b>

During the period under review the department repaired 36 boreholes (wards: 4 Kapchok , 1 Kiwawa, 3 Kasei, 13 Kodich, 6 Riwo, 1 Batei, 2 Chepareria, 2 Endough, 1 Masol and 3 in Suam ward). They also drilled two extra boreholes in Kong’elai Community and in Kiwawa Secondary School. In comparison with the planned activities to repair 40 boreholes in first quarter; this was not fully achieved due to shortage of repair materials and slow procurement processes.

In responding to emergencies and meeting water shortage, the department, supplied 912,000 liters of water to schools, dispensaries, hospitals and communities using county water bowsers.

The department Planted 8,000 tree seedlings in various schools and individual farmers. They generated a total of Ksh. 350,500 from forest produce permits and Ksh. 89,600 from noise and outdoor advertisement.

## **2.9. YOUTH, SPORTS, TOURISM, GENDER AND SOCIAL SERVICES**

The department has an approved budget of Ksh. 157,910,525.56 for FY 2018/2019 representing 2.80% of county budget of which Ksh 57,041,485.56 was allocated for recurrent Ksh 100,869,040.00 for development. During the first quarter the recurrent expenditure for the department was Ksh 7,499,890.00 representing 13.15% absorption.

**Table 16: Recurrent expenditure for Youth, Sports, Tourism, Gender and Social Services for July – September 2018**

<b>Administrative</b>	<b>Disbursement Q1</b>	<b>Actual expenditure Q1</b>	<b>Absorption rate %</b>
Culture Department	2,120,384.00	1,737,800.00	81.96
Youth Development and Empowerment	5,355,798.00	1,408,900.00	26.31
General Administration, Planning and Support Services	10,768,550.00	5,665,452.35	52.61
Tourism	7,700,000.00	0	0.00
<b>Gross Expenditure</b>	<b>28,520,743.00</b>	<b>9,929,652.35</b>	<b>34.82</b>

During the period under review, the department nurtured talents through sports and cultural activities; and promoted tourism attractions in the county by constructions of cottages ,cultural centres and conducted Miss Tourism West Pokot Chapter whereby the winner competed nationally and was crowned miss tourism Kenya 2018 .

## **2.10. HEALTH, SANITATION AND EMERGENCY SERVICES**

The department has an approved budget of Ksh.1, 532,881,775.10 for FY 2018/2019 representing 27.15% of county budget of which Ksh 1,282,724,868.10 was allocated for recurrent Ksh 250,156,907.00 for development. During the first quarter the recurrent expenditure for the department was Ksh 266,458,653.00 representing 20.77% absorption, while development expenditure was Ksh45, 126,898.00 representing 18.04% absorption rates on development.

**Table 17: Recurrent Expenditure for Health, Sanitation and Emergency Services for July- September 2018**

<b>Administrative</b>	<b>Disbursement Q1</b>	<b>Actual expenditure Q1</b>	<b>Absorption rate %</b>
Curative Health Services	40,548,242.00	6,527,142.00	16.10
Preventive Health Services	56,330,000.00	125,550.00	0.22
Sanitation Services	1,500,000.00	0	0.00
<b>Gross Expenditure</b>	<b>98,378,242.00</b>	<b>6,652,692.00</b>	<b>16.32</b>

All projects under health are still at tendering stage

## 2.11. OFFICE OF THE GOVERNOR

The department has an approved budget of Ksh. 360,887,530.17 for FY 2018/2019 representing 6.39% of county budget of which Ksh 330,244,054.17 was allocated for recurrent Ksh 30,643,476.00 for development. During the first quarter the recurrent expenditure for the department was Ksh 104,709,155.00 representing 31.71% absorption.

**Table 18: Recurrent Expenditure for Office of the Governor for July – September 2018**

<b>Administrative</b>	<b>Disbursement Q1</b>	<b>Actual expenditure Q1</b>	<b>Absorption rate %</b>
County Public Service Board	4,779,600.00	2,357,965.00	49.33
County Executive Affairs	16,348,564.50	7,960,160.10	48.69
Field administrative service	6,644,000.00	3,710,642.10	55.85
Liaison office	6,216,208.50	1,861,560.00	29.95
<b>Gross Expenditure</b>	<b>165,122,026.50</b>	<b>104,709,155.40</b>	<b>63.41</b>

### **The Frontier Counties Development Council (FCDC)**

The Frontier Counties Development Council (FCDC) is a collective economic bloc composed of the County Governments of Lamu, Tana River, Garissa, Wajir, Mandera, Marsabit, Isiolo, Turkana, and West Pokot. The Council promotes cooperation, coordination and information sharing between Counties in view of enhancing socioeconomic development and promoting peaceful co-existence among its members.

The County hosted a very successful a three-day conference for 11 counties under the Frontier Counties Development Council in September at Kishaunet show ground. The conference's main objective was to come up with ways to open up the pastoral regions and deliberate on strategies to unlock and harness the enormous potential of Northern Kenya for prosperity of residents. The World Bank will donate Sh120 billion to fund identified development projects under FCDC.

## 2.12. SPECIAL PROGRAMMES AND DIRECTORATES

Table 19: Recurrent Expenditure for Special Programmes and Directorates for July- September 2018

<b>Administrative</b>	<b>Disbursement Q1</b>	<b>Actual expenditure Q1</b>	<b>Absorption rate %</b>
General administration	40,980,062.50	0	0.0
Dairy Development	2,584,895.50	0	0.0
Cash Crop Production	385,000.00	161,200.00	41.9
Emergency and Disaster Response	21,046,607.00	475,400.00	2.3
Peace building and Reconciliation	9,144,000.00	4,503,200.00	49.2
Investment	2,550,000.00	221,200.00	8.7
Resource mobilization	2,550,000.00	212,300.00	8.33
<b>Gross Expenditure</b>	<b>79,240,565.00</b>	<b>5,573,300.00</b>	<b>110.43</b>

### Special Programmes and Directorates Achievements

The department of Cash crop development promoted Coffee, Tea, Sisal and Pyrethrum cash crop farming in the county with objective to increase household income and food security.

To promote peace and reconciliation the department initiated measures to resolve conflicts and restore peace which includes construction of peace boarder schools in Katikomor, Kanyeris and Akulo, conducted inter-border peace meetings between Pokot, Turkana and Marakwet and also engaged reformed warrior from West Pokot and Marakwet to champion for peace. They participated in inter-governmental collaboration review meeting at Amudat and peace stakeholders meeting at Bukwo Uganda.

To enhance resources mobilization to support County programmes, the section of Resource Mobilization prepared County Resource Mobilization Strategy, they conducted stakeholders/partners round table breakfast at Kishaunet and also initiated membership of the West Pokot County to FCDC. The Directorate for Investment and Co-operative Development is in process of promoting setting up of the Milk, Mango and Sisal Processing Plant.



The Office of The First Lady Conducted county wide youth mentor ship program in all 20 wards and anti -FGM campaign to promote Youth and Girl child empowerment, the office also supported malnutrition, and maternal health care.

### **2.13 COUNTY PUBLIC SERVICE BOARD**

The County Public Service Board is a Statutory Body created pursuant to section 57 of the County Government Act No. 17 of 2012. The West Pokot County Public Service Board was inaugurated on 18th September, 2013.

During the period of first quarter of FY2018-2019, the County Public Service Board successfully recruited civil servants for different cadres. The Board interviewed applicants for the following positions: Deputy Director Budget, Deputy Director Supply Chain Management, Assistant Director Revenue Services, Assistant Director Supply Chain Management, Assistant Director Human Resource Management, Senior Administrative Officers and Administrative Officer II. Also In July, 2018 the Board developed a County Casual Policy and a copy was availed to the Authorized Officers for implementation.

#### **Challenges**

- Inadequate funding and insufficient provision of resources have been identified as major challenge.
- The board does not have its own vote; it has been operating within the Governor's office budget vote. For this reason it cannot determine its actual expenditure.

#### **Recommendations:**

- Provision of adequate resources and funding.
- Development of relevant policies from the Board that comply with Constitution requirements.

## **2.14. COUNTY ASSEMBLY**

### **2.13.1 Mandate of West Pokot County Assembly**

Articles 176 (1) and 185 of the Constitution of Kenya establish the West Pokot County Assembly as the legislative arm of the West Pokot County Government. Like most legislatures, the Assembly's core functions include legislating, oversight and representation. Articles 185 of the Constitution and 8 of the County Governments Act, 2013, further state that the Assembly:

- Shall make necessary laws for the effective performance of the County Government;
- Shall exercise oversight authority of the County Executive Committee and other county executive organs;
- Shall receive and approve plans and policies for:
  - The management and exploitation of the County's resources; and,
  - The development and management of its infrastructure and institutions.
- Shall vet and approve nominees for appointment to County public offices;
- Shall approve County Government budget and expenditure;
- Shall approve County Government borrowing;
- Shall approve County development planning;
- May for purposes of carrying out its functions, establish any committee or committees for such purposes as it deems necessary;
- Shall recommend to the Board the appointment of the Clerk and other officers of the Assembly; and,
- May make its own Standing Orders.

The Assembly may also perform any other role as may be set out under the Constitution or legislation.

West Pokot County Assembly is empowered to make its own Standing orders and constitute its own committees.

#### **Vision**

To be a potent and vibrant County Assembly deepening democracy

#### **Mission**

To legislate, Represent and do oversight for the people of West Pokot County and to promote corporate governance through transparent and accountable service delivery.

## Financial analysis

The County assembly has an approved budget of Ksh. 643,251,629.35 for FY 2018/2019 representing 11.39% of County Budget of which Ksh 520,251,629.35 was allocated for recurrent Ksh 123,000,000.00 for development. During the first quarter the recurrent expenditure for the department was Ksh 13,259,959.00 representing 2.55% absorption.

**Table 20: Recurrent Expenditure for County Assembly for July- September 2018**

<b>Administrative</b>	<b>Disbursement Q1</b>	<b>Actual expenditure Q1</b>	<b>Absorption rate %</b>
General Administration Planning and support Services	159,944,689.50	84,057,001.00	52.55
Legislation and Representative	74,881,125.00	40,223,510.00	53.72
Staff affairs and Development	25,300,000	5,703,360	22.54
<b>Totals</b>	<b>260,125,814.50</b>	<b>129,983,871.00</b>	<b>49.97</b>

The assembly was allocated KES 520,251,628 recurrent budget and KES 123 Million for development. In the 1<sup>st</sup> quarter, the County assembly did not incur any development expenditure. However, out of the quarterly recurrent budget of KES 130 million the County Assembly requisitioned KES 96 million from exchequer. In the period ended 30<sup>th</sup> September 2018, the County Assembly utilised KES 91,852,731 of the amount requisitioned representing a 95.6% absorption rate.

## West Pokot County Assembly Car loan and Mortgage Fund

The West Pokot County Assembly Car loan and Mortgage Fund was established in 2014 by the County Executive Member of Finance in exercise of the powers conferred by section 116 of the Public Finance Management Act, 2012. The Fund was created through the West Pokot Mortgage (Members) Scheme Fund Regulations, 2014 and the West Pokot County Car Loan (Members) Scheme Fund Regulations, 2014 which was later amended to The West Pokot County Assembly Car loan and Mortgage (Amendment) Act, 2017.

The fund's objective is to:

- (i) provide a loan scheme for the purchase, development, renovation or repair of residential property,
- (ii) provide loan scheme for the purchase of vehicles by members of the scheme

At the close of the 2017/18 financial year the net financial position of the fund was Ksh.152,084,229.9. This increased in the 1<sup>st</sup> quarter to KES 152,675,816.9. A total of Ksh.18,650,000 was disbursed to members during the period bringing the total funds disbursed to KES 160,350,000. The fund earned an interest of KES 1,027,127 on loans but incurred expenditure relating to administration and finance costs amounting to KES 430,000 and KES 5,540 respectively. This resulted to a surplus of KES 591,587 for the quarter ended 30<sup>th</sup> September 2018. As at 30<sup>th</sup> September 2018 the total funds owed by members amounted to KES 138,387,482. The funds bank balances as at 30<sup>th</sup> September was KES 6,885,345.45.

### **County Assembly Performance**

- The County Assembly passed the 2018/2019 County Program Based Budget on 27th June 2018.
- On development projects, the County Assembly has two major ongoing projects. The modern county assembly building is nearing completion despite the fact that there has been delay in funding. The Speakers residence is also ongoing and the 1<sup>st</sup> certificate has been raised by the contractor. The contract period for the project is 1 year. Since development funds are paid by the County treasury on behalf of the Assembly the County Assembly expects the funds to be released promptly after approval and requisition of funds.
- Passed The West Pokot County Public Petitions(Procedure) Bill,2018
- The House adopted 8 motions: Adoption of Programme Based Budget for 2018/2019,second reading of Appropriation Bill 2018,construction of Market Stalls in Sook Ward, provision of clean water in Arid Areas, Planning of Kapkoris trading centre, Annual Development Plan 2018/2019,Approval of Mr. Richard K. Koech as chief officer for Finance, and adoption of the County Integrated Development Plan.

- The House is processing two petitions namely: Petition by the people of Tapach Ward on the review of the West Pokot County Alcoholic Control & Management Bill,2015; and Petition by Former County Council employees on the matter of gratuity payments by the County Government of West Pokot.
- The House undertook one public participation forum (Bunge Mashinani) that was held in Kapkoris Trading Centre in September 27, 2018

Even though the Assembly executed its mandate and carried out some of its programs, there were a few challenges. These include:

- Delay in requisition of funds due to the reliance by the County Assembly on the County Treasury and failure by the County Treasury to adequately communicate to the County Assembly on the requisition date.
- Need for increased training programs and funding under the Kenya Devolution Support Program

### **3.0 CHALLENGES AND RECOMMENDATIONS**

#### **3.1 Challenges**

- Delay in procurement process and release of funds affected implementation during first quarter, and awaiting approval of supplementary budget.
- Inadequate funding to all county departments and huge pending bills.
- Delay in preparation of bill of quantities.
- Duplication of roles and lack of clarity on functions and functional interdependence among ministries.
- Rising wage bill and lack of staff promotions in most county departments.
- Inadequate Monitoring and Evaluation capacity in line departments.
- Performance Contracts & staff Performance Appraisals was not rolled out during the period under review
- There were no clear targets for quarterly activities within departments due to lack of annual work plans.
- Weak reporting and documentation of programs in most county departments.

#### **3.2 Recommendations**

- Strengthen county performance appraisal systems to enhance results towards set targets by rolling out signing of performance contracts by 30<sup>th</sup> November 2018.
- Capacity building of staff on reporting and documentation of performance by strengthening M&E in line departments.
- There is need to continue sensitization on procurement process
- Bills of quantities should be prepared early to avoid late implementation of projects and all procurement processes should be completed by November 2018.
- Carry out staff rationalization and staggered promotions.

## ANNEXES

### i. BUDGET ABSORPTION

Absorption rate refers to the share of the actual expenditure out of the budgeted expenditure. The share is a vital tool in determining the efficiency and general performance of the department as regards utilization of the intended funds.

A higher absorption rate is preferred since it means that departments are close to their target. On the other hand, a low absorption rate implies that departments are performing below par in terms of utilization of the intended expenditure

DEPARTMENT	CLAS	FY 2018/2019 approved estimates	Disbursement in the First Quarter FY 2018/2019	Expenditure in the First Quarter	Absorption Rate (%)
COUNTY EXECUTIVE	Rec.	330,244,054.17	165,122,026.00	104,709,155.00	31.71
	Dev.	30,643,476.00	15,321,738.00	-	-
FINANCE AND ECONOMIC PLANNING	Rec.	206,861,516.52	103,430,758.00	32,910,817.00	15.91
	Dev.	-	-	-	0
ROADS,PUBLIC WORKS AND TRANSPORT	Rec.	68,316,116.60	34,158,058.00	10,805,716.00	15.82
	Dev.	295,367,763.58	147,683,882.00	3,163,898.00	1.07
HEALTH, SANITATION AND EMERGENCY SERVICES	Rec.	1,282,724,868.10	641,362,434.00	266,458,653.00	20.77
	Dev.	250,156,907.00	124,328,454.00	45,126,898.00	18.04
EDUCATION AND TECHNICAL TRAINING	Rec.	664,736,743.47	332,368,372.00	44,423,361.55	6.68
	Dev.	179,933,944.00	89,966,972.00	-	-
AGRICULTURE AND IRRIGATION	Rec.	78,134,449.00	39,067,224.00	28,723,238.00	36.76
	Dev.	187,428,026.33	93,714,013.00	-	-
PASTORAL	Rec.	84,597,734.00	42,298,867.00	19,282,196.00	22.79

ECONOMY	Dev.	163,719,316.55	81,859,658.00	-	-
TRADE, INDUSTRIALIZATION , INVESTMENT, AND COOPERATIVE DEVELOPMENT	Rec.	35,239,160.50	17,619,580.00	8,296,066.00	23.54
	Dev.	74,432,768.64	37,216,384.00	-	-
LANDS,PHYSICAL PLANNING AND URBAN DEVELOPMENT	Rec.	81,873,313.50	40,936,657.00	11,641,615.00	14.22
	Dev.	134,180,252.00	67,090,126.00	-	-
WATER,ENVIRONME NT and NATURAL RESOURCES	Rec.	91,462,049.20	45,731,024.00	17,017,857.00	18.61
	Dev.	193,950,000.00	97,725,000.00	-	-
YOUTH , SPORTS TOURISM GENDER AND SOCIAL SERVICES	Rec.	57,041,485.56	28,520,743.00	7,499,890.00	13.15
	Dev.	100,869,040.00	50,434,520.00	-	-
PUBLIC SERVICE ,ICT AND DECENTRALIZED UNITS	Rec.	159,075,215.48	79,537,608.00	33,186,832.00	20.86
	Dev.	2,100,000.00	1,050,000.00	-	-
SPECIAL PROGRAMMES and DIRECTORATES	Rec.	214,151,130.44	107,075,565.00	4,531,400.00	2.12
	Dev.	35,000,000.00	17,500,000.00	-	-
COUNTY ASSEMBLY	Rec.	520,251,629.35	260,125,814.00	13,259,959.00	2.55
	Dev.	123,000,000.00	61,500.00	-	-
<b>TOTALS</b>		<b>5,645,490,959.99</b>	<b>2,761,306,977.00</b>	<b>606,658,613.00</b>	<b>10.75</b>



## ii. PROJECT STATUS PER DEPARTMENT

### A. PUBLIC WORKS, TRANSPORT AND INFRASTRUCTURE PROJECTS

Project description	Contractor	Sub county	Ward	Project tender sum(Kshs)	Total payments	Date of commencement	Expected completion date	Project status	Source of funding
Culvert installation (900mm ID)	LOMEM COMPANY LTD	South Pokot	Lelan	1,490,600.00	125,660.00	18/04/2018	18/09/2018	Completed	KRB
Heavy grading and Spot gravelling	FORCE ACCOUNT	South Pokot	Lelan	6,808,179.00		18/04/2018	18/09/2018	Completed	KRB
Culvert installation and gabion protection	CHEMOLOT ENTERPRISES	South Pokot	Lelan	1,499,880.00		18/04/2018	18/09/2018	Completed	KRB
Heavy grading and Spot gravelling	FORCE ACCOUNT	South Pokot	Lelan	3,003,588.00		18/04/2018	18/09/2018	Completed	KRB
Dozer works and Heavy grading	FORCE ACCOUNT	South Pokot	Tapach	3,028,760.00		18/04/2018	18/09/2018	Completed	KRB
Culvert installation (900mm ID)	TAPUK GENERAL LIMITED	South Pokot	Tapach	910,832.00		18/04/2018	18/09/2018	Completed	KRB
Dozer works and Heavy grading	FORCE ACCOUNT	South Pokot	Tapach	3,704,112.00		18/04/2018	18/09/2018	Completed	KRB

Project description	Contractor	Sub county	Ward	Project tender sum(Kshs)	Total payments	Date of commencement	Expected completion date	Project status	Source of funding
Dozer work, Heavy grading and Spot gravelling	FORCE ACCOUNT	West Pokot	Riwo	6,247,969.00		18/04/2018	18/09/2018	Completed	KRB
Rock blasting	KASETO INVESTMENT COMPANY	North Pokot	Kasei	4,669,000.00	4,640,000.00	18/04/2018	18/09/2018	Completed	KRB
Grading	TEMOO CONTRACTORS LTD	North Pokot	Suam	3,601,800.00	3,601,800.00	18/04/2018	18/09/2018	Completed	KRB
Gravelling	PEARLMORE LIMITED	North Pokot	Suam	4,127,396.00	4,127,396.00	18/04/2018	18/09/2018	Completed	KRB
Dozer work	FORCE ACCOUNT	North Pokot	Suam	1,401,000.00		18/04/2018	18/09/2018	Completed	KRB
Heavy grading	LALWA YIYON CONTRACTORS LTD	West Pokot	Sook	2,963,800.00		18/04/2018	18/09/2018	Completed	KRB
Rock blasting	KAPELLUS CONTRACTORS COMPANY LTD	West Pokot	Sook	2,320,000.00	2,320,000.00	18/04/2018	18/09/2018	Completed	KRB

<b>Project description</b>	<b>Contractor</b>	<b>Sub county</b>	<b>Ward</b>	<b>Project tender sum(Kshs)</b>	<b>Total payments</b>	<b>Date of commencement</b>	<b>Expected completion date</b>	<b>Project status</b>	<b>Source of funding</b>
Dozer work (Road Expansion)	FORCE ACCOUNT	West Pokot	Sook	4,164,480.00		18/04/2018	18/09/2018	Completed	KRB
Culvert installation (900mm ID)	KUKAI ENTERPRISES LIMITED	South Pokot	Batei/ Tapach	2,996,744.00		18/04/2018	18/09/2018	Completed	KRB
Excavator work (Expansion)	FORCE ACCOUNT	South Pokot	Batei/ Tapach	5,111,656.00		18/04/2018	18/09/2018	Completed	KRB
Heavy grading	GLOWAN LIMITED	West Pokot	Kapenguria	1,545,120.00		18/04/2018	18/09/2018	Completed	KRB
Structures, Grading, Stone pitching	MANKOS AGENCIES LIMITED	Central Pokot	Lomut	4,601,256.00		18/04/2018	18/09/2018	Completed	KRB
Structures, heavy grading, stone pitching and Spot gravelling	TOMUM COMPANY LTD	Central Pokot	Weiwei	4,207,552.00		18/04/2018	18/09/2018	Completed	KRB
Grading and Spot gravelling	DOWANA AGENCIES	North Pokot	Alale	1,980,352.00		18/04/2018	18/09/2018	Completed	KRB

Project description	Contractor	Sub county	Ward	Project tender sum(Kshs)	Total payments	Date of commencement	Expected completion date	Project status	Source of funding
Structures	MOKS CONSTRUCTION ENTERPRISE LTD	West Pokot	Kapenguria	5,377,389.00		30/04/2018	30/09/2018	Not started	KRB
Culvert installation (900mm ID)		West Pokot	Endugh/Sook	1,545,120.00		18/04/2018	18/09/2018	Not started	KRB
Culvert installation (900mmID), Grading, Bush clearing, Dozer work, Spot gravelling	PENJOY CONTRACTORS COMPANY LTD	West Pokot	Mnagei	5,052,554.00		18/04/2018	18/09/2018	Not started	KRB
Structures	SAMCOM GENERAL CONTRACTORS LTD	Central Pokot	Sekerr	4,234,696.00		05-10-18	10-10-18	Not started	KRB
Heavy grading and Spot gravelling	MTELO ENTERPRISES LTD	Central Pokot	Sekerr	4,536,156.80		05-10-18	10-10-18	Not started	KRB
Culvert installation and Day works	DOWANA AGENCIES	Central Pokot	Weiwei	5,029,226.00		30/04/2018	30/09/2018	Not started	KRB

Project description	Contractor	Sub county	Ward	Project tender sum(Kshs)	Total payments	Date of commencement	Expected completion date	Project status	Source of funding
Culvert installation (900mm ID) and Drift construction	SMALL BUFFALO ENTERPRISE LTD	West Pokot	Riwo	3,930,773.10		18/04/2018	18/09/2018	Ongoing	KRB
Dozer work	FORCE ACCOUNT	North Pokot	Kasei	4,560,296.00		18/04/2018	18/09/2018	Ongoing	KRB
Structures	ALALE HARDWARE and CONTRACTORS LTD	North Pokot	Suam	4,621,082.72		18/04/2018	18/09/2018	Ongoing	KRB
Structures	NAPELO ENTERPRISE	West Pokot	Sook	4,770,152.00	1,560,258.00	18/04/2018	18/09/2018	Ongoing	KRB
Excavator work and Grading	FORCE ACCOUNT	West Pokot	Endugh/ Sook	5,741,536.00		18/04/2018	18/09/2018	Ongoing	KRB
Box culvert	PENJOY CONTRACTORS COMPANY LTD	West Pokot	Siyoi	6,175,956.00		18/04/2018	18/09/2018	Ongoing	KRB
Dozer work and Heavy grading	SONDANY ENTERPRISES LTD	South Pokot	Cheparer ia	4,622,229.00	4,593,252.93	18/04/2018	18/09/2018	Ongoing	KRB

Project description	Contractor	Sub county	Ward	Project tender sum(Kshs)	Total payments	Date of commencement	Expected completion date	Project status	Source of funding
Structures, Gabions, Grading and Gravelling	SAMCOM GENERAL CONTRACTORS LTD	South Pokot	Chepareria	3,693,313.00		05-10-18	10-10-18	Ongoing	KRB
Structures, Grading, Stone pitching	SOLIONGOT ENTERPRISES LTD	Central Pokot	Lomut	5,291,543.00		05-10-18	10-10-18	Ongoing	KRB
Structures, Grading and Spot gravelling	TOMUM COMPANY LTD	Central Pokot	Masol	4,449,867.88		18/04/2018	18/09/2018	Ongoing	KRB
Dozer work (Road Expansion)	FORCE ACCOUNT	North Pokot	Alale	6,675,800.00		18/04/2018	18/09/2018	Ongoing	KRB
Structures, Grading and Spot gravelling	KONOO SUPPLIES LTD	North Pokot	Kapchok / Kasei	5,259,569.90		30/04/2018	30/09/2018	Ongoing	KRB
Structures and gabions protection	TEMOO CONTRACTORS LTD	North Pokot	Kodich	4,407,398.00	1,498,320.96	18/04/2018	18/09/2018	Ongoing	KRB
Dozer works (Road Expansion)	FORCE ACCOUNT	North Pokot	Kiwawa	8,867,852.00		18/04/2018	18/09/2018	Ongoing	KRB

Project description	Contractor	Sub county	Ward	Project tender sum(Kshs)	Total payments	Date of commencement	Expected completion date	Project status	Source of funding
Structures, gabions protection and grading	LEADS CONSTRUCTION LTD	West Pokot	Chepareria/Riwo	3,982,396.00	1,714,944.00	18/04/2018	18/09/2018	Ongoing	KRB
Dozer works (Road Expansion), structures, grading and spot gravelling	COUNTY PAPER WORKS	North Pokot	Suam	4,992,060.00		05-09-18	10-09-18	Ongoing	KRB
Steel deck, concrete columns, Gabions ramp		West Pokot	Riwo	10,000,000.00				Procurement stage	County
Steel deck, concrete columns, Gabions ramp		Central Pokot	Lomut	10,000,000.00				Procurement stage	County

**B. FINANCE AND ECONOMIC PLANNING PROJECTS**

Financial Year	Tender No.	Project Description	CONTRACTOR	Sub-County	Ward	Project Tender Sum (Kshs)	Total Payments	Date Of Commencement	Expected Completion Date	Project Status	Source Of Funding	Remarks
2014/2015	WPC/T/ 134/2014-2015	Construction of Public Toilet at Makutano	Tachit Enterprises	West Pokot	Kapenguria	3,940,350.00	N/A	2015	2016	Stalled	County	
2016/2017	WPC/QTN 430/2016-2017	Proposed Construction Of 4-Pit Latrine At The Treasury Building	Chepunyo Building And Construction Ltd	West Pokot	Kapenguria	1,794,253.20	0	2017	2017	Complete	County	
2013/2014	WPC/T 002/2013-14	Proposed Construction Of Treasury Building Ltd	Mukuch Equipment	West Pokot	Kapenguria	89,703,359.50	80,441,722.05	2014	2016	Complete in use	County	
2016/2017	WPC/T/046/2016-2017	Supply and Installation Of 1.No 30kva Standby Generator Set At Treasury Building	Chepunyo Building Contractors	West Pokot	Kapenguria	3,496,000.00	1,500,000	2017	2017	Complete in use	County	



2015/2016	WPC/T/008/2015-2016	Proposed Construction of Administration Block for Masol Integrated Project	Chepkosir Enterprises Ltd	Pokot Central	Masol	7,765,140	6,654,625.00	2016	2016	Stalled	County	
2015/2016	WPC/T/009/2015-2016	Proposed Construction Of Health Centre For Masol Integrated Project	Chelini Contractors Ltd	Pokot Central	Masol	14,793,150.00	N/A	2016	2016	Stalled	County	
2015/2016	WPC/T/010/2015-2016	Proposed Construction Of Classroom Block For Masol Intergrated Project	Cecil Engineering Ltd	Pokot Central	Masol	11,996,950.00	10,421,400.00	2016	2016	Stalled	County	
2016/2017	WPC/QTN/444/2016-2017	Supply And Installation of the Surveillance System at the Treasury Building	Darjit Enterprises	West Pokot	Kapenguria	1,759,000.00	615,650.00	2017	2017	Complete in use	County	

**C. PUBLIC SERVICE MANAGEMENT PROJECTS**

Financial Year	Tender No.	Project Description	CONTRACTOR	Sub-County	Ward	Project Tender Sum (Kshs)	Total Payments	Date Of Commencement	Expected Completion Date	Project Status	Source Of Funding	Remarks
2014/2015	N/A	Construction Of Kodich Ward Office	Kodomeri Company Ltd	Pokot North	Kodich	3,745,644.00	2,434,410.80	N/A	N/A	Stalled	County	Final payment not made
2015/2016	N/A	Construction Of Governors Residence	Wimex Commodities Ltd	West Pokot	Kapenguria	113,008,580.00	55,683,454.88	2016	2017	Stalled	County	Project stopped for assessment by taskforce
2014/2015	N/A	Construction Of Sub County Office at Makutano	Ipeet Freight	West Pokot	Kapenguria	64,048,936	38,529,945.37	2014	2016	Stalled	County	Project stopped for assessment by taskforce
2014/2015	N/A	Construction Of Masol Ward Office	Simbol Construction Company	Pokot Central	Masol	3,763,150.20	2,773,656.40	2014	2015	Stalled	County	Final payment not made
2016/2017	N/A	Construction Of Sekker Ward Office	Ombolion Company Limited	Pokot Central	Sekker	3,699,727.20	2,772,177.30	2014	2015	Stalled	County	Final payment not made
2016/2017	N/A	Construction Of Lomut Ward Office	Sirmach Holdings Limited	Pokot Central	Lomut	3,863,150.20	1,766,515.28	2014	2015	Stalled	County	Project abandoned
2017/2018	N/A	Partitioning Of Liason Office Nairobi	Gul Investment Ltd	Nairobi	Nairobi	17,637,780		2018	2018	Ongoing	County	

2016/2017	WPC/QT N774/2016-2017	Proposed Construction Of Pit Latrine Block At Kasei Ward Office	Relnoy Enterprise	Pokot North		499,995.00		2017	2017	Stalled	County	Project NOT started
2016/2017	WPC/QT N/650/2016-2017	Proposed Construction Of Pit Latrine Block At Sook Ward Office	Kola General Construction	West pokot	Sook	499,352.16		2017	2017	Stalled	County	Project NOT started
2016/2017	WPC/QT N/775/2016-2017	Proposed Construction Of Pit Latrine Block At Seker Ward Office	Kamkelo Co. Ltd	Pokot Central	Sekker	494,763.20		2017	2017	Stalled	County	Project NOT started
2016/2017	WPC/QT N/496/2016-2017	Proposed Construction Of Pit Latrine Block At Tapach Ward Office	Cheptumot Co.Ltd	Pokot South	Tapach	499,983.20		2017	2017	Stalled	County	Project NOT started
2016/2017	WPC/QT N/654/2016-2017	Proposed Construction Of Pit Latrine Block At Masol Ward Office	Chepkosir Enterprise Ltd	Pokot Central	Masol	499,999.44		2017	2017	Stalled	County	Project NOT started
2016/2017	WPC/QT N/585/2016-2017	Proposed Construction Of Pit Latrine Block At Suam Ward Office	Ngarapulunyo Investment	Pokot North	Suam	499,352.16		2017	2017	Stalled	County	Project NOT started

2016/2017	WPC/QT N/625/2016-2017	Proposed Construction Of Pit Latrine Block At Endough Ward Office	Kalong Construction	West Pokot	Endough	499,303.44	0	2017	2017	Stalled	County	Project NOT started
2016/2017	WPC/QT N/666/2016-2017	Proposed Construction Of Pit Latrine Block At Kapchok Ward Office	Kanyangareng Enterprise	Pokot North	Kapchok	499,995.00	0	2017	2017	Stalled	County	Project NOT started
2017/2018		Construction Of Pit Latrine at Konyao Sub County Office	Konoo Supplies Limited	Pokot North	Konya o	418,360.60	0	2017	2017	Ongoin g	County	
2016/2017		Renovation At Governor's Residence	Mukuch Equipment Ltd			457,121	0	2017	2017	Comple te	County	
2017-2018	WPC/T/0 31/2017-2018	Proposed Construction of County Commissioner 's Office	M/S Moks Construction Enterprises	West Pokot	Kapenguria	68,500,250.40	0	08/09/2018	08/06/2019	Ongoin g	County	

**D. AGRICULTURE AND IRRIGATION PROJECTS**

Financial Year	Tender No.	Project Description	CONTRACT OR	Sub-County	Ward	Project Tender Sum(Kshs)	Total Payments	Date Of Commencement	Expected Completion Date	Project Status	Source Of Funding	Remarks
2017-2018	WPC/T/048/2017-2018	Construction Works of Kolotubei Irrigation Scheme	Kalony Contractors Limited	Pokot South	Batei ward	3,795,435.00		017/5/2018	30/6/2018	On-going Project	County	Not paid
2017-2018	WPC/QTN/407/2017-2018	Supply And Delivery of Sunflower Seeds H8998	Smarmar Enterprises Ltd	West Pokot	Mnagei ward	986,000.00	986,000.00	4/25/2018	7/2/2019	Ongoing Project	County	Fully paid
2017-2018	WPC/QTN/406/2017-2018	Minor Rehabilitation of Soybei Irrigation Scheme	M/s. Nyongi Supplies Ltd	West Pokot	Mnagei ward	1,498,620.00	1,498,620.00	5/3/2018	8/3/2019	Ongoing Project	County	Fully paid
2017-2018	WPC/T/088/2017-2018	Construction Works of Kaminia/Kochi Irrigation Scheme	Seto Neteta Contractors Limited			4,999,978.00		05/2/2018	5/2/2019	Ongoing Project	County	Not paid
2017-2018	WPC/T/046/2017-2018	Construction Works of Orwa Irrigation Scheme	Talon (K) Limited	Pokot South		4,092,720.00	3,500,000.00	4/17/2018	7/2/2019	Ongoing Project	County	Partly paid

2017-2018	WPC/T/047/2017-2018	Construction Works of Kochar Irrigation Scheme	Smarmar Enterprises Ltd	West Pokot	sook ward	4,999,380.00	3,998,285.00	4/20/2018	7/2/2019	Ongoing Project	Count y	Partly paid
2017-2018	WPC/T/045/2017-2018	Construction Works of Mrel Irrigation Scheme	Kakuka Construction Co. Limited	Pokot central	ward	3,622,500.00		04/16/2018	7/2/2019	Ongoing Project	Count y	Not paid
2017-2018	WPC/T/044/2017-2018	Construction Works of Ortum Onion Store	Sondany Enterprises Limited	Pokot South	Batei ward	4,967,296,32	4,967,296,32	5/7/2018	8/2/2019	complete Project	Count y	Fully paid
2017-2018	WPC/QTN/151/2017-2018	Supply And Delivery of Certified Maize Seeds (High Land Zones)	Foxmed Company Ltd	All sub-county	All wards	1,700,000.00	1,700,000.00	5/7/2018	8/2/2019	delivered Project	Count y	Fully paid

**E. PASTORAL ECONOMY PROJECTS**

Financial Year	Tender No.	Project Description	CONTRACTOR	Sub-County	Ward	Project Sum (Kshs)	Total Payments	Date Of Commencement	Expected Completion Date	Project Status	Source Of Funding	Remarks
2017-2018	WPC/QTN/376/2017-2018	Construction Of Tompul Cattle Dip-	Kapellus Contractors	West Pokot	Sook Ward	2,409,500	930,244.60	30/04/2018	30/02/2019	On-going Project	County	
2017-2018	WPC/QTN/385/2017-2018	Construction Of Rorok Cattle Dip-	Sepulion Ltd	Pokot South	Batei Ward	2,499,920	491,341.20	5/2/2018	8/2/2019	On-going Project	County	
2017-2018	WPC/QTN/340/2017-2018	Construction Of Rotin Cattle Dip-	Lomorimor Ltd	Pokot South	Chepareria Ward	2,198,954.00	1,488,869.72	25/4/2018	7/2/2019	Ongoing Project	County	
2017-2018	WPC/QTN/412/2017-2018	Construction Of Onoch Cattle Dip	Koopil Enterprises Ltd	Pokot Central	Weiwei Ward	2,498,744.40	1,391,417.40	3/5/2018	8/3/2019	Ongoing Project	County	
2017-2018	WPC/QTN/409/2017-2018	Construction Of Ptoyo Cattle Dip-	Nyongi Suppliers Ltd	West Pokot	Endouh Ward	2,199,835.60	1,429,892.75	2/5/2018	5/2/2019	Ongoing Project	County	
2017-2018	WPC/QTN/475/2017-2018	Construction Of Kokwoptorir Cattle Dip-	Kapgaita Company Ltd	Pokot Central	Lomut Ward	44 2,499,105.20	999,642.08	9/5/2018	8/2/2019	Ongoing Project	County	
2017-2018	WPC/QTN/288/2017-2018	Constuction Of Kaghot Cattle Dip	Kopulwo Enterprises Ltd	Pokot South	Tapach Ward	2,455,952	907,468	17/4/2018	7/2/2019	Ongoing Project	County	
2017-2018	WPC/QTN/301/2017-2018	Construction Of Katungui Cattle Dip-	Psian Enterprises Ltd	West Pokot	Kapenguria Ward	2,199,145.40	614,651.30	20/4/2018	7/2/2019	Ongoing Project	County	
2017-2018	WPC/QTN/280/2017-2018	Construction Of Murkusian Cattle Dip	Nyongi Suppliers Ltd	Pokot South	Lelan Ward	2,198,931	1,429,305.15	16/4/2018	7/2/2019	Ongoing Project	County	

2017-2018	WPC/QTN/435/2017-2018	Construction Of Seretow Cattle Dip	Chepchoi Enterprises Ltd	Pokot South	Batei Ward	2,480,000	487,000	7/5/2018	8/2/2019	Ongoing Project	Count y	
2017-2018	WPC/QTN/436/2017-2018	Construction Of Kapkepot Cattle Dip	Chepchoi Enterprises Ltd	Pokot South	Batei Ward	2,499,500	492,901.40	7/5/2018	8/2/2019	Ongoing Project	Count y	
2017-2018	WPC/QTN/488/2017-2018	Construction Of Kamketo Metallic Crush-	Kopokogh Investment Co Ltd	Pokot North	Kasei Ward	1,199,973.60	835,181.63	14/5/2018	8/2/2019	Ongoing Project	Count y	
2017-2018	WPC/QTN/344/2017-2018	Construction of Limangole Metallic Crush	Torion Enterprises Ltd	West Pokot	Riwo Ward	1,399,000	1,399,000	23/4/2018	23/7/2018	Project Complete	Count y	
2017-2018	WPC/QTN/286/2017-2018	Construction of Chepaiyat Metallic Crush-	Prechon Ltd	Pokot Central	Masol Ward	1,198,507	1,198,506.20	17/4/2018	17/7/2018	Project Completed	Count y	
2017-2018	WPC/QTN/487/2017-2018	Construction of Ompolion Metallic Crush-	Amachar Company Ltd	Pokot North	Kasei Ward	1,197,520	800,000	13/5/2018	8/1/2019	Ongoing Project	Count y	
2017-2018	WPC/QTN/476/2017-2018	Construction of Amaler Metallic Crush-	Kapchok H/W Contractors Ltd	Pokot North	Kapcho k Ward	1,199,730	1,199,730	10/5/2018	10/8/2018	Project Complete	Count y	
2017-2018	WPC/QTN/506/2017-2018	Construction Of Nasal Metallic Crush-	Ptukony Contractors Ltd	Pokot North	Alale Ward	1,199,430	1,199,430	14/5/2018	25/10/2018	Project ongoing	Count y	
2017-2018	WPC/QTN/387/2017-2018	Construction of Kalodeke Metallic Crush-Kiwawa Ward	Moghtany Enterprises Ltd	Pokot North	Kiwaw a Ward	1,299,130.40	1,299,130.40	18/4/2018	18/7/2018	Project Complete	Count y	



2017-2018	WPC/QTN/384/2017-2018	Construction Of Kanyingeny Metallic Crush-	Naluku Enterprises Ltd	Pokot North	Suam Ward	1,199,324	1,199,324	2/5/2018	2/8/2018	Project Complete	Count y	
2017-2018	WPC/QTN/271/2017-2018	Construction of Kompas Metallic Crush-	Johejo Contractors	Pokot North	Kodich Ward	1,421,464	1,421,464	11/4/2018	11/7/2018	Project Complete	Count y	
2017-2018	WPC/QTN/593/2017-2018	Renovation of Katemongar Cattle Dip-	Naluku Enterprises Ltd	Pokot North	Suam Ward	1,099,970	473,270.26	29/5/2018	8/2/2019	Ongoing Project	Count y	
2017-2018	WPC/QTN/523/2017-2018	Renovation of Kipkorinya Cattle Dip-	Renoy Contractors	West Pokot	Siyoi Ward	699,922	699,922	22/5/2018	22/8/2018	Project on Completion	Count y	
2017-2018	WPC/QTN/432/2017-2018	Renovation of Pser Cattle Dip-	Relnoy Enterprises Ltd	West Pokot	Mnagei Ward	496,514.80	496,514.80	23/4/2018	23/7/2018	Project Complete	Count y	
2017-2018	WPC/QTN/454/2017-2018	Renovation of Chesta Cattle Dip-	Denjo Holdings Contractors Ltd	Pokot Central	Lomut Ward	249,840.80	249,840.80	23/4/2018	23/7/2018	Project Complete	Count y	
2017-2018	WPC/QTN/430/2017-2018	Renovation of Lomut Cattle Dip	Kachemari h Ltd	Pokot Central	Lomut Ward	250,000	250,000	23/4/2018	23/7/2018	Project Complete	Count y	
2017-2018	WPC/QTN/546/2017-2018	Renovation of Koder a Cattle Dip	Kanyangare ng Enterprises	Pokot North	Kapcho k Ward	299,848.40	299,848.40	10/5/2018	10/8/2018	Project Complete	Count y	
2017-2018	WPC/QTN/582/2017-2018	Renovation of Nyarkulian Cattle Dip-	Chemangat Company Ltd	West Pokot	Tapach Ward	1,792,896	485,963.90	2/5/2018	8/2/2019	Ongoing Project	Count y	
2017-2018	WPC/QTN/663/2017-2018	Renovation of Chepnyal Cattle Dip-	Kechirr Contractors	West Pokot	Sook Ward	849,500	417,368	24/5/2018	8/2/2019	Ongoing Project	Count y	

2017-2018	WPC/QTN/478/2017-2018	Construction of Chain Link Fencing	Smarmar Enterprises Ltd	Pokot North	Chepareria Sale Yard	3,000,955	2,540,716.10	10/5/2018	8/1/2019	Ongoing Project	Count y	
2017-2018	WPC/QTN/489/2017-2018	Renovation of Tamugh Cattle Dip	Kechirr Contractors	West Pokot	Sook Ward	499,472.80	499,472.80	27/4/2018	27/10/2018	Project on Completion	Count y	
2017-2018	WPC/QTN/486/2017-2018	Renovation Of Lityei Cattle Dip	Kanyangare ng Enterprises	West Pokot	Mnagei Ward	499,693.20	418,412	27/4/2018	27/7/2018	Project Complete	Count y	
2017-2018	WPC/QTN/526/2017-2018	Construction of Paraywa Cattle Dip-	Robtany and Sons Enterprises Co Ltd	West Pokot	Siyoi Ward	2,399,842.80		023/5/2018	23/6/2019	Ongoing Project	Count y	
2017-2018	WPC/QTN/482/2017-2018	Renovation Of Kishaunet Cattle Dip-	Chepchoi Enterprises Ltd	West Pokot	Mnagei Ward	499,809.20		027/4/2018	27/6/2019	Ongoing Project	Count y	
2018-2019	ADDITION TO WPC/T/014/2017-2018	Purchase Of Sahiwal Bulls Aged 3-4 Years Old Intermediate Breed	Enchiili Agencies Ltd			6,000,000		010/9/2018	12/09/2018	Fully delivered	Count y	

**F. EDUCATION AND TECHNICAL TRAINING PROJECTS**

Financial Year	Tender No.	Project Description	CONTRACTOR	Sub-County	Ward	Project Tender Sum (Kshs)	Total Payments	Date Of Commencement	Expected Completion Date	Project Status	Source Of Funding	Remarks
2017/2018	WPC/QTN/515 /2017-2018	Construction Of Two Classroom and Administration Block Chepolet Vocational Training Centre	M/S Voent Investment Ltd P O Box Kapenguria	W. Pokot	Endough	3,993,694.40	0			Ongoing	County	
2017/2018	WPC/QTN/662/2017-2018	Construction Of Two Classroom and Administration Block At Tamugh Vocational Training Centre	M/S Kosoywa Investment Ltd P O Box Kapenguria	W. Pokot	Sook	1981322.8	0			Ongoing	County	
2017/2018	WPC/QTN/649/2017-2019	Completion Of Workshop Block At Kodich Vocational Training Center	M/S Lodom Enterprise Ltd	North Pokot	Kodich	2,945,000	1,880,000	2018	2018	Ongoing	County	At Finishing
2017/2018	WPC/QTN/646/2017-2018	Supply and Delivery Of Start- Up Kits	M/S Kasol Agencies Ltd P.O.Box30 4 Kapenguria	West Pokot	Kapenguria	1,992,465.49	0	2018	2018	Ongoing	County	Supplied

2017/2018	WPC/QTN/603/2017-2019	Supply and Delivery Of Fashion Design Materials and Making Tools and Equipments	M/S County Paper Works Ltd P.O.Box 590 Kapenguria	Five V.T.C s For Wpc	Five V.T.Cs For Wpc	1,998,410	0	2018	2018	Complete	County	A Quarter Been Supplied
2017/2018	WPC/TN/058B/2017-2018	Construction of Multi-Purpose Hall and Kitchen Vocational Training Centre	M/S Honor Logistics Ltd Ltd P.O.Box 101659 Nairobi	West Pokot	Kapenguria Ward	5,995,506.40	0	2018	2018	Ongoing	County	
2017/2018	WPC/QTN/568/2017-2018	Proposed Completion Of Dinning Hall at Ortum V.T.C. in West Pokot County	M/S Kamariny Investment Co.Ltd	P/South Pokot	Batei	3990806	3,300,400	2018	2018	Ongoing	County	
2017/2018	WPC/QTN/516/2017-2018	Proposed Renovation of Chepareria Workshop Block V.T.C In Pokot South Sub-County	Agencies Ltd P.O Box 304 Kapenguria	P/South Pokot	Chepareria	1,999,550	0	2018	2018	Ongoing	County	100% Complete
2017/2018	WPC/QTN/661/2017-2018	Proposed Construction of Two Classrooms and Administration Block At Totum Vocational Training Centre In West Pokot Sub-County	Lomut Investment Ltd P.O. Bx 554 Kapenguria	W/Pokot	Mnagei	3,999,714.8	0	2018	2018	Ongoing	County	

2017/2018	WPC/QTN/5 13/2017-2018	Proposed Construction of Two Classrooms and Administration Block at Alale	Towunot Enterprises Ltd P.O Box 317 Kapenguria	Pokot North	Alale	3,999,290	0	2018	2018	Ongoing	County	
2017/2018	WPC/QTN/5 11/2017-2018	Proposed Renovation for Hostel, 3 No. Doors Pit Latrine and Urinal Block at Sigor Vocational Training Centre In Pokot Central Sub- County	Chepkono Investment Ltd P.O. Bx 476 Kapenguria	Pokot Central	Weiwei	2,875,872	0	2018	2018	Ongoing	County	
2017/2018	WPC/QTN/5 14/2017-2018	Proposed Construction of Girls Hostel at Sina V.T.C	M/S Lolem Co .Ltd P.O Box 684 Kapenguria	Pokot Sount	Tapach	1,992,424	0	June 2018	2018	Ongoing	County	
2017/2018	WPC/QTN/6 48/2017-2018	Supply and Delivery of Food and Beverage Tools and Equipment	M/S Leads Construction Ltd P.O Box 24 Weiwei	Hqs	Hqs	651,910	0	2018	2018	Delivered	County	
2017/2018	WPC/QTN/6 09/2017-2018	Supply and Delivery of Motor Vehicles Technology Tools and Equipment	M/S Kape Yamaha Enterprises P.O Box 654 Kapenguria	Five V.T.C s For Wpc	Five V.T.Cs For Wpc	174,1850	0	2018	2018	Not delivered	County	

2017/2018	N/A	Supply and Delivery of Building Technology Tools And Equipments	M/S Samcom General Constructors Ltd P.O Box 273 Kapenguria	Five V.T.C s For Wpc	Five V.T.Cs For Wpc	1,502,100	0	2018	2018	Fully Delivered	County	
2017/2018	N/A	Supply and Delivery Cement (50kg Bag Simba) For Schools	M/S Mtelo Enterprises Ltd P.O Box 123 Kapenguria	Specific Pryand Sec. School s	Specific Pryand Sec. Schools	4,750,000	0	2018	2018	Fully delivered	County	
2017/2018	N/A	Supply and Delivery of Iron Sheets (Dumuzaz Gauge 30,3ms)	M/S Samcom Gen Constructio n Ltd P.O Box 273 Kapenguria	Specific Pryand Sec. School s	Specific Pryand Sec. Schools	3,300,000	0	2018	2018	Fully delivered	County	
2017/2018	N/A	Supply and Delivery of Genuine Spare Parts	M/S Kape Yamaha enterprises P.O Box 654 Kapenguria	Hqs	Hqs	32,307.45	0	2018	2018	Delivered	County	
2017/2018	N/A	Supply and Delivery of 12 Tyres	M/S Mtelo Enterprises Ltd P.O Box 123 Kapenguria	Hqs	Hqs	391,600	0	2018	2018	Fully delivered	County	

2017/2018		Supply and Delivery of Genuine Spare Parts	M/S Samcom Gen Constructors Ltd P.O 337850box 273 Kapenguria	Hqs	Hqs	337,850	0	2018	2018	Fully delivered	County	
2017/2018		Supply and Delivery of Genuine Spare Parts	M/S Hybrid Gen Supplies Ltd P.O Box 123 Kapenguria	Hqs	Hqs	83,700	0	2018	2018	Complete	County	
2014-2015	WPC/T/117/2014-15	Proposed Construction Of Education and ICT Administration Office Block at Kapenguria.	M/S Weje Enterprises	W. Pokot	Kapenguria	52,457,964.32	33,842,107.8	2015	2017	Ongoing	County	
2014-2015	WPC/T/118/2014-15	Proposed Construction of Hostel for ECD Training Colleg	M/S Mukuch Equipments Ltd Box 396 Nairob	W. Pokot	Kapenguria	46,049,112	41,244,466.11	2015	2016	Ongoing	County	
2014-2015	WPC/T/121/2014-15	Proposed Construction of A Dormitory Block For Chesta TTC	M/S Cecil Engineerin g Ltd Box 528 Kapenguria	Pokot Central	Lomut	37,400,536.6	30,158,895.03	2015	2016	Stalled	County	Project under review

2014-2015	WPC/T/046/ 2014-15	Proposed Erection and Completion of Multi-Purpose Halland Kitchen for ECD Training College at Kapenguria.	Fanstanc Agencies P O Box 103156 Nairobi	W/Pok ot	Kapeng uria	41,727,079.20	41,727,079.20	2015	2016	Stalled	County	Project not completed and contract sum fully expended
2014-2015	WPC/QTN. 580/2014-15	Proposed Construction Of ECD Classroom and a pit latrine at Warar in Endough Ward.	M/S Kamkelo Co. Ltd P O Box 44 Kapenguria	W/Pok ot	Endoug h	1,992,547.08	1,547,745.08	2015	2015	Stalled	County	Final payment NOT made
2014/2015	WPC/QTN. 584/2014- 2015	Proposed Construction of ECD Classrooms and Apit Latrine At Chepkondol In Seker Ward	M/S Ombolion Exploration Ltd P O Box 211 Kapenguria	W. Pokot	Sekerr	1,999,999.68	1,030,530.08	2015	2015	Ongoing	County	60% ONGOING- roofed
2014- 2015	WPC/QTN. 588/2014-15	Proposed Construction Of Ecd Classroomsand Apit At Sitot In Kiwawa Ward	M/S Kochorchor Co. Ltd P O Box 643 Kapenguria	Pokot North	Kiwawa	2,266,370	1928186.8	2015	2015	Ongoing	County	85% ONGOING Ceilling not done



2014-2015	WPC/QTN. 589/2014-2015	Proposed Construction Of Ecd Classrooms and Apit Latrine At Chemakchor In Kodich Ward	M/S Leptoh Solution Ltd Of P O Box 98 Kapenguria .	Pokot North	Kodich	1,996,795	1,796,795.13	2015	2015	Ongoing	County	89% Ongoing Ceilling not done
2014/2015	WPC/QTN. 600/2014-2015	Proposed Construction of Ecd Classrooms and a pit Latrine at Chepkoti in Siyoi Ward	M/S Phoenix Procurement Ltd P O Box 3215 Kitale	West Pokot	Siyoi	1,999,725	1,658,916.70	2015	2015	ongoing	County	82% Ongoing Ceiling not done
2014/2015	WPC/QTN. 601/2014-2015	Proposed Contraction of Ecd Classrooms and Pit Latrine At Sapulmoi In Lomut Ward	M/S Cheraman Building and Contractors P O Box 367 Kapenguria	Central Pokot	Lomut	1,999,944	750,320	2015	2015	Ongoing	County	37% Ongoing- almost Ring Beam
2014/2015	WPC/QTN. 607/2014-2015	Proposed Contraction of ECD Classrooms and Pit Latrine at Marr (Sangat) in Weiwei Ward	M/S Wakor Building and Contractors Of P O Box 75 Chepareria.	Central Pokot	Weiwei	2,196,298	1,427,593	2015	2015	Ongoing	County	64% Ongoing at finishing

2014/2 015	WPC/QTN. 608/2014- 2015	Proposed Construction of Ecd Classrooms and Pit Latrine at Pusol(Ptimorwo) In Batei Ward	M/S Katilak Co. Ltd of P O Box 40 Ortum.	Centra l Pokot	Batei	1,999,492	0	2015	2015	Ongoing	County	Ongoing, at foundation
2014/2 015	WPC/QTN. 609/2014- 2015	Proposed Construction Of Ecd Classrooms and a pit Latrine at Kalomoywo in Kapenguria Ward	M/S Chepchoi Enterprises P O Box 26 Ortum.	West Pokot	Kapeng uria	1,999,851.60	1,767,747.2	2015	2015	Ongoing	County	ONGOING at finishing
2014/2 015	WPC/QTN. 610/2014- 2015	Proposed Construction Of Ecd Classroomsand Apit Latrine At Tuwit In Kapchok Ward	M/S Katuwot Co. Ltd Of P O Box 242 Kapenguria .	North	Kapcho k	1,974,140	1,862,897.8	2015	2015	Ongoing	County	95%ONGOI NG.CEILLI NG NOT DONE

**G. HEALTH, SANITATION AND EMERGENCY SERVICES PROJECTS**

Financial Year	Tender No.	Project Description	CONTRACTOR	Sub-County	Ward	Project Tender Sum(Kshs)	Total Payments	Date Of commencement	Expected Completion Date	Project Status	Source Of Funding
2017 - 2018	WPC/T/034/2017/2018	Proposed Construction Of Ptop Dispensary Tapach Ward	Mukocho Cont.Ltd	P/South	Tapach	5,999,172	2,202,569	26/4/2018	2/1/2019	Ongoing	County
2017 – 2018	WPC/T/052/2017/2018	Proposed Construction of Maternity Wing At Ywalateke Dispensary Chepareria Ward	Chelimo Co.Ltd	S/Pokot	Chepareria	4,012,890	4,012,890	N/A	23/5/2018	On going	County
2017 – 2018	WPC/T/053/2017/2018	Proposed Construction of Staff House at Psigirio Dispensary Mnagei Ward	Relnoy Enterprises Ltd.	W/Pokot	Mnagei	3,999,562	1,160,000	26/4/18	2/3/2019	Ongoing	County
2017 – 2018	WPC/T/055/2017/2018	Proposed Construction Of Maternity Wing At Kishaunet Dispensary Mnagei Ward	Kaisakat Cont.Ltd	W/Pokot	Mnagei	5,930,000	58	026/4/18	2/1/2019	Ongoing	County
2017 – 2018	WPC/T/056/2017/2018	Proposed Construction of Kruru Dispensary Riwo Ward	Temoo Cont.Ltd	W/Pokot	Riwo	5,999,137		02018	2019	Ongoing	County

2017 – 2018	WPC/T/061/2017/2018	Proposed Construction of Hospital Lab At Sigor Sub County Hospital	Wespo Hardware Co Ltd	W/Pokot	Weiwei	5,882,754		02018	2018	Ongoing	County
2017 – 2018	WPC/T/063/2017/2018	Proposed Construction of Ward Dispensary at Tapach	Chemanga at Co.Ltd	P/South	Tapach	5,898,536	2,569,446	26/4/2018	2/1/2019	Ongoing	County
2017 – 2018	WPC/T/064/2017/2018	Proposed Construction Of Chepkachim Dispensary Endough Ward	Chepoche pkai Enterprise Co.Ltd	W/Poko t	Endough	5,897,060.40		26/4/2018	2/1/2019	Ongoing	County
2017 – 2018	WPC/T/065/2017/2018	Proposed Construction Of Chepotaram Staff House Riwo Ward	Chepchoi Enterprise s Ltd	W/Poko t	Riwo	3,797,747.20	2,426,195	26/4/18	2/1/2019	Ongoing	County
2017 – 2018	WPC/T/066/2017/2018	Proposed Construction of Maternity Wing at Kadokony Dispensary	Small Buffallo Enterprise s .Ltd	W/Poko t	Mnagei	5,740,816.80	2,712,660	26/4/2018	3/2/2019	Ongoing	County

2017 – 2018	WPC/T/067/2017/2018	Proposed Construction of Cheptiangwa Maternity Wing Chepareria Ward	Lomorimo r Enterprise s	W/Poko t	Chepareria	5,900,500	1,508,580	26/4/2018	2/1/2018	Ongoing	County
2017 – 2018	WPC/T/068/2017/2018	Proposed Construction of Opol Dispensary Kasei Ward	Naluku Ent,Ltd	P/North	Kasei	5,995,131.60	3,411,884	26/4/2018	2/3/2019	Ongoing	County
2017 – 2018	WPC/T/069/2017/2018	Proposed Construction Of Staff House At Cheptam Dispensary Endough Ward	Chepkos And Sons Limited	W/Poko t	Endough	3,710,388	951,200	26/4/2018	3/1/2019	Ongoing	County
2017 – 2018	WPC/T/070/2017/2018	Proposed Construction of Chepungon Dispensary Lelan Ward	Lomem Co Ltd	P/South	Lelan	5,993,685.20	1,537,058	27/4/2018	5/2/2019	Ongoing	County
2017 – 2018	WPC/T/072/2017/2018	Proposed Construction of Kositot Dispensary Lomut Ward	Losajos Building And Const Co.	P/Centr al	Lomut	5,990,905		26/4/2017	8/2/2019	Ongoing	County

2017 – 2018	WPC/T/073/2017/2018	Proposed Construction of Sebit Staff House at Sebit Dispensary Batei Ward	Chepchoi Ent.Ltd	P/South	Batei	3,799,301.60	1,371,149	27/4/2018	8/1/2019	Ongoing	County
2017 – 2018	WPC/T/074/2017/2018	Proposed Construction of Merur Dispensary Endough Ward	Kalong Cont.Ltd	W/Poko t	Endough	5,994,816.20	1,276,290	25/4/2018	8/1/2018	Ongoing	County
2017 – 2018	WPC/T/075/2017/2018	Proposed Construction of Hospital Lab at Sigor Sub County Hospital	Wespo Hardware Co.Ltd	P/Centr al	Weiwei	5,882,754	2,550,120	29/4/2018	3/1/2018	Ongoing	County
2017 – 2018	WPC/T/076/2017/2018	Proposed Construction of Chepolet Dispensary Enough Ward	Sochoon Builders Cont.Ltd	W/Poko t	Endough	5,969,490	928,000	27/4/2018	5/1/2019	Ongoing	County
2017 - 2018	WPC/T/077/2017/2018	Proposed Construction of Male Ward at Tamkal Health Center	Lalwa Dev.Co.Lt d	P/Centr al	Lomut	5,898,472.40	3,316,440	26/4/2018	3/1/2019	Ongoing	County

2017 – 2018	WPC/T/095/2017/2018	Proposed Construction of Ward At Sina Dispensary Tapach Ward	Robtany And Sons Enterprise s.	P/South	Tapach	5,898,240.40		2,618,520	1/1/2019	Ongoing	County
2017 – 2018	WPC/T/096/2017/2018	Proposed Construction Of Hospital Lab At Chepareria Sub County Hospital	Buttonwo od Enterprise s.	P/Centr al	Chepareria	5,997,300	2,436,580	28/4/2018	3/2/2019	Ongoing	County
2017 – 2018	WPC/T/097/2017/2018	Proposed Construction Of Staff House At Kiwakan Dispensary Sekerr Ward	Rural Mark Ltd	P/Centr al	Seker	3,995,770.20		-	3/1/2019	Ongoing	County
2017 – 2018	WPC/T/098/2017/2018	Proposed Construction of Staff House At Onoch Dispensary Weiwei Ward	Raytan Co Ltd	P/Centr al	Wei wei	3,985,000	2,150,000	27/4/2018	4/1/2019	Ongoing	County
2017 - 2018	WPC/T/099/2017/2018	Proposed Construction of Ward 7 at Kapenguria Hospital	Stamo Cons.Ltd	P/Centr al	Weiwei	3,985,000	2,150,000	26/4/2018	3/2/2019	Ongoing	County

2017 - 2018	WPC/QTN/411/2017/218	Proposed Construction of a Pit Latrine at Chepotarama Dispensary	Chepchoi Enterprises	W/Pokot	Kapee	4,244,320	2,275,920	27/4/2019	3/1/2019	Ongoing	County
2017 - 2018	WPC/QTN/473/2017/2018	Proposed Fencing Of Tiyinei Dispensary	Lotelemoi Company	W/Pokot	Endough	749,991.20	505,125	26/4/2018	26/12/2018	Ongoing	County
2017 - 2018	WPC/QTN/474/2017/2018	Proposed Fencing of Lengorok Dispensary	Lorikeet Enterprises Ltd	P/North	Suam	980,708	420,000	28/4/2018	27/12/2018	Ongoing	County
2017 - 2018	WPC/QTN/479/2017/2018	Proposed Construction of 5 Door Pit Latrine and 1 urinal at Sigor Sub County Hospital	Naluku Enterprises Ltd	P/North	Alale	N/A	435,000	26/4/2018	23/12/2019	Ongoing	County
2017 - 2018	WPC/QTN/480/2017/2018	Construction of Toilets at Kacheliba Hospital	Kodomeri General Construction Company	P/North	Suam	998,064	510,400	26/4/2018	26/12/2018	Ongoing	County



2017 – 2018	WPC/QTN/507/2017/2 018	Proposed Fencing of Kacheliba Sub County Hospital	Penjoy Contracter Ltd	P/North	Suam	999,670	400,000	27/4/2018	28/12/2018	Ongoing	County
2017 – 2018	WPC/QTN/512/2017/2 018	Proposed Completion of Maternity Wing at Nyarkulian Dispensary	Seito Constructi on Ltd	P/North	Suam	949,924	730,000	26/4/2018	26/12/2018	Ongoing	County
2017 – 2018	WPC/QTN/574/2017/2 018	Proposed Chain Link Fence at Ptokou Dispensary		P/South	Tapach	2,199,900	1,495,620	26/4/2018	2/1/2019	Ongoing	County
2017 – 2018	WPC/QTN/588/2017/2 018	Proposed Renovation of Chemotong Dispensary	Lomormor Enterprise s Ltd	P/Centr al	Weiwei	701,602	701,602	28/4/2018	25/11/2018	Complete	County
2017 – 2018	WPC/QTN/590/2017/2 018	Proposed Completion of Maternity Wing at Orolwo Dispensary	Ngeito Apda Ltd	P/South		496,781	496,781	25/4/2018	25/12/2018	Ongoing	County

2017 – 2018	WPC/QTN/591/2017/2 018	Proposed Completion Of Maternity Wing At Mokoyon Dispensary	Lalwa Yiyon Contractor Ltd	P/North	Kodich	2,502,365	1,729,792	27/4/2018	4/12/2018	Ongoing	County
2017 – 2018	WPC/QTN/600/2017/2 018	Proposed Completion of Maternity Wing at Anet	Bolta Enterprises Ltd	P/South	Lelan	1,997,960	N/A	24/4/2018	2/1/2019	Ongoing	County
2017 – 2018	WPC/QTN/601/2017/2 018	Proposed Fencing at Kositot Dispensary	Ptukony Contractors Ltd	P/Central	Lomut	1,999,028	1,750,225	26/4/2018	28/12/2018	Ongoing	County
2017 – 2018	WPC/QTN/604/2017/2 018	Proposed Fencing of Nyangaita Dispensary	Skygo Construction Co.Ltd	P/Central	Mosol	1,497,328	1,497,328	25/4/2018	3/1/2019	Ongoing	County
2017 – 2018	WPC/QTN/605/2017/2 018	Proposed Construction of Two (2) Door Toilet At Ptokou Dispensary	Tomum Company Ltd	P/Central	Mosol	1,006,880	1,006,880	24/4/2018	24/11/2018	Complete	County
2017 – 2018	WPC/QTN/606/2017/2 018	Proposed Completion of Staff House At Konyao Health Centre	Weropura yi Contractors	P/Central	Weiwei	249,650		25/4/2018	3/12/2018	Ongoing	County

2017 – 2018	WPC/QTN/607/2017/2 018	Proposed Renovation of Nyangaita Dispensary	Skygo Constructi on Company Ltd	P/North	Kapchok	1,402,900	701,500	26/4/2018	3/2/2019	Ongoing	County
2017 – 2018	WPC/QTN/608/2017/2 018	Proposed Renovation of Chemakew Dispensary	Kengeiwo Building Conractors	P/Centr al	Weiwei	984,724	984,724	26/4/2018	4/1/2019	Ongoing	County
2017 - 2018	WPC/QTN/634/2017/2 018	Proposed Construction of Two Doors 1 Urinal Pit Latrine At Chemakew Dispensary Riwo Ward	Kengeiwo Building Conractors	W/Poko t	Riwo	820,710	603,200	26/4/2018	1/12/2018	Ongoing	County
2017 – 2018	WPC/QTN/659/2017/2 018	Proposed Completion of Naramam Maternity Wing	Jmnomy Costruction Co. Ltd	W/Poko t	Riwo	250,195		26/4/2018	15/11/2018	Ongoing	County
2017 – 2018	WPC/QTN/667/2017/2 018	Proposed Extension of Veranda At Ptokou Dispensary	Tomum Company	W/Poko t	Riwo	1,935,760	960,400	27/4/2018	3/1/2019	Ongoing	County
2017 – 2018	WPC/QTN/668/2017/2 018	Proposed Renovation of Kanglikwan Dispensary	Naluku Enterprise s Ltd	P/Centr al	Weiwei	1,049,300	249,650	25/4/2018	4/12/2018	Ongoing	County

2017 – 2018	WPC/QTN/704/2017/2 018	Proposed Renovation of Opd Lomut Dispensary	Maltutu Youth Enterprise s Ltd	W/Poko t	Mnagei	999,44.40	646,000	27/4/2018	5/12/2018	Ongoing	County
2017 – 2018	WPC/QTN/705/2017/2 018	Proposed Completion of Staff House at Tapach Dispensary	Chemanga t Company	P/Centr al	Lomut	2,646,380	1,000,000	25/4/2018	12/12/2018	Ongoing	County
2017 – 2018	WPC/QTN/706/2017/2 018	Proposed Renovation of Tapach Dispensary	<b>Chemang at Company Ltd</b>	P/Centr al	Tapach	1,100,600	720,000	26/4/2018	11/12/2018	Ongoing	County
2017 – 2018	WPC/QTN/707/2017/2 018	Proposed Renovation of Laundry, Toilets, Kitchen and Office In Ward 7	Kiror Hardware Ltd	W/Poko t	Kapee	3,872,242	1,972,145	23/4/2018	16/12/2018	Ongoing	County

**H. LANDS, PHYSICAL PLANNING, HOUSING AND URBAN DEVELOPMENT PROJECTS**

Financial Year	Tender No.	Project Description	Sub-County	Ward	Project Tender Sum(Kshs)	Total Payments	Balance	Date Of Commencement	Expected Completion Date	Project Status	Remarks
2017/2018	WPC/QTN/448/2017/2018	PROPOSED CONSTRUCTION OF PIT LATRINE AT AMAKURIAT	NORTH POKOT	ALALE	499,003	499,003	0	14/5/2018	29/6/2018	COMPLETE	NOT IN USE
2017/2018	WPC/T/026/2017/2018	PROPOSED CARPETING OF MARKET TOWNSHIP ROADS	SOUTH POKOT	BATEI	14,972,439	14,972,439	0	30/05/2018	28/9/2018	COMPLETE	COUNTY GOVERNMENT PROJECT
2017/2018	WPC/QTN/472/2017/2018	PROPOSED CONSTRUCTION OF PIT LATRINE AT SEBIT MARKET	SOUTH POKOT	BATEI	498,962	498,962	0	11/5/2018	25/6/2018	COMPLETE	NOT IN USE
2017/2018	WPC/QTN/485/2017/2018	PROPOSED CONSTRUCTION OF PUBLIC TOILET AT MARKET	SOUTH POKOT	BATEI	1,199,057	1,199,057	0	11/5/2018	30/08/2018	COMPLETE	NOT IN USE

2017/2018	WPC/QTN/500/2017/2018	PROPOSED CONSTRUCTION OF PIT LATRINE AT CHEPKOPEGH TRADING CENTRE	SOUTH POKOT	CHEPARERIA	491,028.00	491,028.00	0	11/5/2018	25/6/2018	ONGOING	NOT IN USE
2017/2018	WPC/QTN/496/2017/2018	PROPOSED CONSTRUCTION OF PUBLIC TOILET AT CHEPARERIA	SOUTH POKOT	CHEPARERIA	1,264,380.00	1,264,380.00	0	14/5/2018	9/8/2018	COMPLETE	NOT IN USE
2017/2018	WPC/T/027/2017/2018	CARPETING OF CHEPARERIA TOWNSHIP ROADS	SOUTH POKOT	CHEPARERIA WARD	14,736,408	14,736,408	0	30/05/2018	27/9/2018	COMPLETE	IN USE
2017/2018	WPC/QTN/497/2017/2018	PROPOSED CONSTRUCTION OF PIT LATRINE AT JILAKON	WEST POKOT	ENDOUGH	499,774.40	499,774.40	0	11/5/2018	25/6/2018	ONGOING	ONGOING
2017/2018	WPC/QTN/442/2017/2018	PROPOSED CONSTRUCTION OF PIT LATRINE AT KONYAO TRADING CENTRE	NORTH POKOT	KAPCHOK	498,788	498,788	0	11/5/2018	29/6/2018	COMPLETE	NOT IN USE

2017/2018	WPC/QTN/431/2017/2018	PROPOSED CONSTRUCTION OF PIT LATRINE AT ARDHI HOUSE OFFICE	WEST POKOT	KAPEN GURIA	1,700,000	1,700,000	015/05/2018	29/08/2018	ON GOING	AT LINTOL
2017/2018	WPC/QTN/498/2017/2018	PROPOSED CONSTRUCTION OF PIT LATRINE AT EMBOASIS	WEST POKOT	KAPEN GURIA	499,936.80	499,936.80	011/5/2018	25/6/2018	COMPLETE	NOT IN USE
2017/2018	WPC/QTN/441/2017/2018	PROPOSED CONSTRUCTION OF PIT LATRINE AT TOMUNIA	NORTH POKOT	KASEI	500,414	500,414	014/5/2018	29/6/2018	COMPLETE	NOT IN USE
2017/2018	WPC/QTN/440/2017/2018	PROPOSED CONSTRUCTION OF PIT LATRINE AT KAMILA TRADING CENTRE	NORTH POKOT	KIWA WA	574,223	574,223	015/5/2018	25/6/2018	COMPLETE	NOT IN USE
2017/2018	WPC/QTN/471/2017/2018	PROPOSED CONSTRUCTION OF PIT LATRINE AT NAKWIJIT MARKET	NORTH POKOT	KODIC H	497,535	497,535	011/5/2018	25/6/2018	COMPLETE	COMPLETED TIMELY

2017/2018	WPC/QTN/444/2017/2018	PROPOSED CONSTRUCTION OF PIT LATRINE AT KAMELEI	SOUTH POKOT	LELAN	499,237	499,237	01/11/5/2018	25/6/2018	COMPLETED	NOT IN USE
2017/2018	WPC/QTN/501/2017/2018	PROPOSED CONSTRUCTION OF PIT LATRINE AT CHEPKONO MARKET	SOUTH POKOT	LELAN	507,314.00	507,314.00	01/11/5/2018	25/6/2018	COMPLETED	NOT IN USE
2017/2018	WPC/QTN/499/2017/2018	PROPOSED CONSTRUCTION OF PUBLIC TOILET AT KABICHBICH	SOUTH POKOT	LELAN	499,999.00	499,999.00	01/11/5/2018	25/6/2018	COMPLETED	NOT IN USE
2017/2018	WPC/QTN/445/2017/2018	PROPOSED CONSTRUCTION OF PIT LATRINE AT CHESTA TRADING CENTRE	CENTRAL POKOT	LOMUT	499,925.20	499,925.20	01/11/5/2018	25/6/2018	COMPLETED	NOT IN USE
2017-18		TIKIT LAND REHABILITATION	CENTRAL POKOT	MASOL	1,999,999	1,999,999	01/15TH APRIL, 2018	30TH JUNE, 2018	COMPLETED	COUNTY GOVERNMENT PROJECT
2017/2018	WPC/QTN/484/2017/2018	PROPOSED CONSTRUCTION OF PIT LATRINE AT TIKIT	CENTRAL POKOT	MASOL	509,327	509,327	01/14/5/2018	29/6/2018	COMPLETED	NOT IN USE



2017/2018	WPC/QTN/493/2017/2018	PROPOSED CONSTRUCTION OF PIT LATRINE AT KERINGET	WEST POKOT	MNAG EI	499,087	499,087	0	11/5/2018	25/6/2018	COMPLET E	NOT IN USE
2017/2018	WPC/QTN/494/2017/2018	PROPOSED CONSTRUCTION OF PIT LATRINE AT KISHAUNET TRADING CENTRE	WEST POKOT	MNAG EI	499,099.51	499,099.51	0	11/5/2018	25/6/2018	COMPLET E	NOT IN USE
2017/2018	WPC/QTN/503/2017/2018	PROPOSED CONSTRUCTION OF PIT LATRINE AT MURKWIJIT MARKET	WEST POKOT	MNAG EI	500,500.00	500,500.00	0	11/5/2018	25/6/2018	COMPLET E	NOT IN USE
2017/2018	WPC/QTN/492/2017/2018	PROPOSED CONSTRUCTION OF PIT LATRINE AT KANYARKWA T	WEST POKOT	RIWO	568,864	568,864	0	11/5/2018	25/6/2018	COMPLET E	NOT IN USE
2017/2018	WPC/QTN/584/2017/2018	PROPOSED CONSTRUCTION OF PUBLIC TOILET AT SIYOI	WEST POKOT	SIYOI	499,999.00	499,999.00	0	15/5/2018	25/6/2018	COMPLET E	NOT IN USE

2017/2018	WPC/QTN/505/2017/2018	PROPOSED CONSTRUCTION OF PIT LATRINE	WEST POKOT	SOOK	498,417.20	498,417.20	0	14/5/2018	29/6/2018	COMPLETED	NOT IN USE
2017/2018	WPC/QTN/455/2017/2018	PROPOSED CONSTRUCTION OF PIT LATRINE AT KACHELIBA MARKET	NORTH POKOT	SUAM	499,934	499,934	0	11/5/2018	25/6/2018	COMPLETED	NOT IN USE
2017/2018	WPC/QTN/443/2017/2018	PROPOSED CONSTRUCTION OF PIT LATRINE AT SINA	SOUTH POKOT	TAPACH	249,863	249,863	0	14/5/2018	29/6/2018	COMPLETED	NOT IN USE
2017/2018	WPC/QTN/446/2017/2018	PROPOSED CONSTRUCTION OF PIT LATRINE AT TAPACH	SOUTH POKOT	TAPACH	249,863.00	249,863.00	0	14/5/2018	29/6/2018	COMPLETED	NOT IN USE
2017/2018	WPC/QTN/502/2017/2018	PROPOSED CONSTRUCTION OF PIT LATRINE AT KOKWOTONDO MARKET	CENTRAL POKOT	WEIWEI	499,078.00	499,078.00	0	11/5/2018	25/6/2018	COMPLETED	NOT IN USE
2017/2018		CONSTRUCTION OF PIT LATRINES AT TAMKAL MARKET-WEIWEI WARD	CENTRAL POKOT	WEIWEI		249,650.00					

**I. TRADE, INDUSTRIALIZATION, INVESTMENT AND COOPERATIVE DEVELOPMENT PROJECTS**

Financial Year	Tender No.	Project Description	CONTRACTOR	Sub-County	Ward	Project Sum(Kshs)	Total Payments	Date Of Commencement	Expected Completion Date	Project Status	Source Of Funding	Remarks
2017-2018	WPC/QTN/467/2017-2018	Construction of Boda boda shed at Amakuriat	KAPALA ENTERPRISE	North Pokot	Alale	499,357	499,357	MAY 2018	JUNE 2018	Ongoing	County	
2017-2018	WPC/QTN/395/2017-2018	Construction of Boda boda shed at Orolwo	NORTHERN KAPSOT	North Pokot	Kodich	498,927.60	498,927.60	MAY 2018	JUNE 2018	Ongoing	County	
2017-2018	WPC/QTN/368/2017-2018	Construction of Boda boda shed at Sebit	Chemkulia Contractors	South Pokot	Batei	499,886	499,886	MAY 2018	JUNE 2018	Ongoing	County	
2017-2018	WPC/QTN/466/2017-2018	Construction of Boda boda shed at Kamla	Kapchok Hardware Co.	North Pokot	Kiwawa	499,954.00	499,954.00	MAY 2018	JUNE 2018	Ongoing	County	
2017-2018	WPC/QTN/464/2017-2018	Construction of Boda boda shed at Siyoi	Kamariny Holdings	West Pokot	Siyoi	498,776.80	498,776.80	MAY 2018	JUNE 2018	Ongoing	County	
2017-2018	WPC/QTN/463/2017-2018	Construction of Boda boda shed at Bendera	Kamariny Holdings	West Pokot	Kapenguria	499,646.80	499,646.80	MAY 2018	JUNE 2018	Ongoing	County	

2017-2018	WPC/QTN/453/2017-2018	Construction of Boda boda shed at Kongelai	Simton Holdings	West Pokot	Riwo	499,700	499,700	MAY 2018	JUNE 2018	Ongoing	Count y	
2017-2018	WPC/QTN/373/2017-2018	Installation of solar lights at Kishaunet	Kishaunet Contractors Ltd	West Pokot	Mnagei	999,800	0	MAY 2018	JULY 2018	On Going	Count y	
2017-2018	WPC/QTN/469/2017-2018	Installation of solar lights at Ortum	Alale Hardware And Contractors Ltd	South Pokot	Batei	999,600	0	MAY 2018	JULY 2018	On Going	Count y	
2017-2018	WPC/QTN/542/2017-2018	Construction of sale yard at Chepareria	Suk Merchants Ltd	South Pokot	chepareria	2,986,970	0	JUNE 2018	AUG 2018	Ongoing	Count y	
2017-2018	WPC/QTN/449/2017-2018	Construction of sale yard at Serewo	Kwang Dela Holdings Ltd	West Pokot	Riwo	2,997,347.20	0	MAY 2018	AUG 2018	Ongoing	Count y	
2017-2018	WPC/QTN/369/2017-2018	Construction of sale yard at Kamla	Talon Kenya Limited	North Pokot	Kiwawa	2,985,144	1,978,960	MAY 2018	AUG 2018	Ongoing	Count y	
2017-2018	WPC/T/091/2017-2018	Construction of cooling plant at Murkwijit	Lomem Company Ltd	West Pokot	Mnagei	5,798,700.80	0	JUNE 2018	SEP 2018	On going	Count y	
2017-2018	WPC/QTN/457/2017-2018	Construction of fresh produce market at Tikit	Talay Investment Company Ltd	Central Pokot	Masol	4,945,300.40	989,060.80	MAY 2018	AUG 2018	On going	Count y	

2017-2018		Purchase of cooling plant land at Murkwijit	Benson Njue Wambugu	West Pokot	Mnagei	1,350,000	1,350,000	MAY 2018	JUNE 2018	Ongoing	Count y	
2017-2018	WPC/QTN/689/2017-2018	Construction of sale yard at Lomut	Suk Merchants Ltd	Central Pokot	Lomut	2,998,796	2,329,576	MAY 2018	JUNE 2018	Ongoing	Count y	
2017-2018	WPC/T/092/2017-2018	Renovation of Tannery and completion of other works at Chepareria	Kasol Agencies Ltd	South Pokot	Chepareria	5,820,624.80	3,848,597.12	JUNE 2018	AUG 2018	Complete d	Count y	

**J. WATER, ENVIRONMENT AND NATURAL RESOURCES PROJECTS**

Financial year	Ministry/department	Project description	Contractor	Sub-county	Ward	Project tender sum Ksh.	Total payments	Date of commencement	Expected completion date	Project status	Source of funding	Remarks
<b>NEW BOREHOLES</b>												
2018/2019	Water	Drilling and Equipping of Kiwawa Secondary School Borehole	Department of Water	North pokot	Kiwawa	1,500,000		September		Complete	COG	
	Water	Drilling of Kong'elai Community Borehole	Department of Water	West Pokot	Kiwawa	1,300,000		5 <sup>th</sup> , September	8 <sup>th</sup> September	Complete	COG	
	Water	Equipping of Kasepa Borehole	Department of Water	North Pokot	Kasei	500,000		26 <sup>th</sup> September	27 <sup>th</sup> September	Complete	COG	
<b>BOREHOLE REPAIRS</b>												
	Water	Repair of Moi Masol Borehole	Department of Water	Central Pokot	Masol	46,000		18 <sup>th</sup> July	18 <sup>th</sup> July	Complete	COG	
	Water	Repair of Seretow Borehole	Department of Water	South Pokot	Batei	32,000		25 <sup>th</sup> July	25 <sup>th</sup> July	Complete	COG	

	Water	Repair of Orolwo Borehole	Department of Water	North Pokot	Kodich	26,000		26 <sup>th</sup> July	26 <sup>th</sup> July	Complete	COG	
	Water	Repair of Chebongbong Borehole	Department of Water	North Pokot	Kodich	42,000		27 <sup>th</sup> July	27 <sup>th</sup> July	Complete	COG	
	Water	Repair of Mokong'wo Borehole	Department of Water	North Pokot	Kodich	24,000		27 <sup>th</sup> July	27 <sup>th</sup> July	Complete	COG	
	Water	Repair of Lomada Borehole	Department of Water	North Pokot	Kodich	32,000		27 <sup>th</sup> July	27 <sup>th</sup> July	Complete	COG	
	Water	Repair of Moikotwo Borehole	Department of Water	North Pokot	Kodich	74,200		7 <sup>th</sup> August	7 <sup>th</sup> August	Complete	COG	
	Water	Repair of Chemoikut Borehole	Department of Water	North Pokot	Kodich	43,000		7 <sup>th</sup> August	9 <sup>th</sup> August	Complete	COG	
	Water	Repair of Timale Borehole	Department of Water	North Pokot	Kodich	9,200		8 <sup>th</sup> August	8 <sup>th</sup> August	Complete	COG	

	Water	Repair of Chematichor Borehole	Department of Water	North Pokot	Kodich	38,000		8 <sup>th</sup> August	8 <sup>th</sup> August	Complete	COG	
	Water	Repair of Chemichemi Borehole	Department of Water	North Pokot	Kodich	8,000		8 <sup>th</sup> August	8 <sup>th</sup> August	Complete	COG	
	Water	Repair of Cherangan Borehole	Department of Water	North Pokot	Kodich	24,400		8 <sup>th</sup> August	8 <sup>th</sup> August	Complete	COG	
	Water	Repair of Napul Borehole	Department of Water	North Pokot	Kodich	12,600		9 <sup>th</sup> August	9 <sup>th</sup> August	Complete	COG	
	Water	Repair of Cheptaba Borehole	Department of Water	North Pokot	Kodich	28,000		9 <sup>th</sup> August	9 <sup>th</sup> August	Complete	COG	
	Water	Repair of Chemulunjo Borehole	Department of Water	North Pokot	Riwo	28,000		25 <sup>th</sup> August	25 <sup>th</sup> August	Complete	COG	
	Water	Repair of Simotwo Borehole	Department of Water	West Pokot	Riwo	16,400		25 <sup>th</sup> August	25 <sup>th</sup> August	Complete	COG	



	Water	Repair of Kalemrekai Borehole	Department of Water	West Pokot	Riwo	54,400		25 <sup>th</sup> August	25 <sup>th</sup> August	Complete	COG	
	Water	Repair of Ausikiyon Borehole	Department of Water	West Pokot	Riwo	8,400		26 <sup>th</sup> August	26 <sup>th</sup> August	Complete	COG	
	Water	Repair of Serewo Dispensary Borehole	Department of Water	West Pokot	Riwo	12,400		26 <sup>th</sup> August	26 <sup>th</sup> August	Complete	COG	
	Water	Repair of Akirimet 2 Borehole	Department of Water	West Pokot	Riwo	30,000		27 <sup>th</sup> August	27 <sup>th</sup> August	Complete	COG	
	Water	Repair of Chepkanar Borehole	Department of Water	North Pokot	Kapchok	30,000		31 <sup>st</sup> August	31 <sup>st</sup> August	Complete	COG	
	Water	Repair of SDA Borehole	Department of Water	North Pokot	Kapchok	40,000		31 <sup>st</sup> August	31 <sup>st</sup> August	Complete	COG	
	Water	Repair of Kapombo Borehole	Department of Water	North Pokot	Chepareria	90,000		10 <sup>th</sup> September	10 <sup>th</sup> September	Complete	COG	

	Water	Repair of Komol Borehole	Department of Water	North Pokot	Endugh	90,000		11 <sup>th</sup> September	11 <sup>th</sup> September	Complete	COG	
	Water	Repair of Merur Borehole	Department of Water	North Pokot	Endugh	40,000		11 <sup>th</sup> September	11 <sup>th</sup> September	Complete	COG	
	Water	Repair of Lemulem Borehole	Department of Water	North Pokot	Chepareria	70,000		12 <sup>th</sup> September	12 <sup>th</sup> September	Complete	COG	
	Water	Repair of Katuda Borehole	Department of Water	North Pokot	Kasei	50,000		25 <sup>th</sup> September	25 <sup>th</sup> September	Complete	COG	
	Water	Repair of Kour Borehole	Department of Water	North Pokot	Kasei	50,000		25 <sup>th</sup> September	25 <sup>th</sup> September	Complete	COG	
	Water	Repair of Nakuyen Borehole	Department of Water	North Pokot	Suam	60,000		25 <sup>th</sup> September	25 <sup>th</sup> September	Complete	COG	
	Water	Repair of Kaingeny Borehole	Department of Water	North Pokot	Suam	20,000		26 <sup>th</sup> September	26 <sup>th</sup> September	Complete	COG	
<b>BOREHOLE REPAIRED THROUGH UNICEF FUNDING</b>												
	Water	Repair of Nakuyen Borehole	Department of Water	North Pokot	Suam	275,800		19 <sup>th</sup> September	25 <sup>th</sup> September	Complete	UNICEF	

	Water	Repair of Katuda Borehole	Department of Water	North Pokot	Kiwawa	274,200		19 <sup>th</sup> September	25 <sup>th</sup> September	Complete	UNICEF	
	Water	Repair of Napitiro 1 Borehole	Department of Water	North Pokot	Kapchok	252,200		19 <sup>th</sup> September	25 <sup>th</sup> September	Complete	UNICEF	
	Water	Repair of Namoru Borehole	Department of Water	North Pokot	Kodich	237,200		19 <sup>th</sup> September	25 <sup>th</sup> September	Complete	UNICEF	
	Water	Repair of Katilisia Borehole	Department of Water	North Pokot	Kapchok	121,800		19 <sup>th</sup> September	25 <sup>th</sup> September	Complete	UNICEF	
	Water	Repair of Kamnono Borehole	Department of Water	North Pokot	Kasei	195,300		19 <sup>th</sup> September	25 <sup>th</sup> September	Complete	UNICEF	
<b>FORMATION AND TRAINING OF WATER MANAGEMENT COMMITTEES</b>												
	Water	Nakuyen Borehole Water Management Committee	Department of Water	North Pokot	Suam	13,000		26 <sup>th</sup> September	27 <sup>th</sup> September	Complete	UNICEF	
	Water	Katuda Borehole Management Committee	Department of Water	North Pokot	Kiwawa	13,000		26 <sup>th</sup> September	27 <sup>th</sup> September	Complete	UNICEF	

	Water	Napitiro 1 Borehole Management Committee	Department of Water	North Pokot	Kapchok	13,000		26 <sup>th</sup> September	27 <sup>th</sup> September	Complete	UNICEF	
	Water	Namoru Borehole Management Committee	Department of Water	North Pokot	Kodich	13,000		26 <sup>th</sup> September	27 <sup>th</sup> September	Complete	UNICEF	
	Water	Katilisia Borehole Management Committee	Department of Water	North Pokot	Kapchok	13,000		26 <sup>th</sup> September	27 <sup>th</sup> September	Complete	UNICEF	
	Water	Kamnono Borehole Management Committee	Department of Water	North Pokot	Kasei	13,000		26 <sup>th</sup> September	27 <sup>th</sup> September	Complete	UNICEF	

### K. YOUTH, SPORTS, TOURISM, GENDER AND SOCIAL SERVICES PROJECTS

FY	Tender No	Project description	contractor	Sub- county	Ward	Project tender sum(Kshs)	Total payments	Date of commencement	Expected completion date	Project status	Funding source	Remarks
2017-2018	WPC/T/062/2017-2018	Construction of Cottages at Mtelo	Nyongi Supplies Ltd	West Pokot	Kapenguria	30,058,910		018/06/18	JUNE 2019	On-going	County	
2017-2018	WPC/T/064/2017-2018	Construction of Cottages at Murpus	Dowana Agencies	Pokot South	Batei	29,274,910		018/06/18	JUNE 2019	On-going	County	
2017-2018	WPC/T/642/2017-2018	Proposed Leveling of Sina and Tapach Play Grounds	Tapuk Contractors	Pokot South	Tapach	1,405,079.00		02018	2018	Ongoing	County	
2017-2018	WPC/QTN/667/2017-2018	Proposed Leveling of Konyao Play Ground	Kapchok Hardware and Contractors	North Pokot	Kapchok	2,296,000.00		02018	2018	Complete	County	
2017-2018	WPC/QTN/642/2017-2018	Proposed leveling of Sigor, Runo and Chepareria	Soliongot Enterprise s Ltd	Pokot Central	Cepareria/ Weiwei	3,098,795.00	1,549,397.50	2018	2018	On-going	County	
2017-2018		Chepareria Youth Empowerment	Losajos Construct ion Ltd	Pokot South	Chepareria	11,710,515.48	10,579,838	2018	2018	Complete	County	
2016-2017	WPC/ QTN 131/2016-2017	Fencing of Makutano Youth Empowerment Centre	Sool Agencies	West Pokot	Kapenguria	1,889,164.40		02017	2017	Stalled	County	Project stoppe d for asses ment

2014-2015	WPC/T/119/2014-2015	Construction of High Altitude Training Camp and Hostels at Kaptabuk	Dawn Logistics Ltd	Pokot South	Lelan	29,272,440	24,197,445.80	2015	2016	Stalled	County	Project stopped for assessment
2015-2016	WPC/QTN 843/2015-2016	Renovation of Konyao Social Hall	Moyland Co Ltd	North Pokot	Kapchok	1,499,980	1,299,980	2016	2016	Complete	County	
2015-2016	WPC/T/024/2015-2016	Makutano Stadium (Phase II)	Gensun Enterprises Ltd	West Pokot	Kapenguria	29,006,047.66	28,318,410.60	2016	2016	Ongoing	County	

